



Removing Etch Marks from Glass Crystals

By Dave Coatsworth

Due to the wide variety of bezel sizes used on pocket watch cases, finding the right replacement glass crystal can sometimes be a time consuming task. After trying several and finding a match, the next step is usually to moisten the label and remove it before actually inserting the crystal in the bezel. Occasionally, after removing the label (perhaps 10-20% of the time), you are left with something that appears to be glue residue on the glass. Attempting to rub this off produces no change whatsoever. It is at this point that you realize this is not something on the surface of the glass but, rather, it is something that has been etched into the surface of the glass. What do you do now?

Many of the replacement pocket watch crystals that you purchase from watch parts suppliers today were made in the late 1800's or early 1900's. Between the time that they were made and now, the acids in the label adhesive have actually etched the glass. An example of this is shown in the photo in fig 1.




Fig 1

If the crystal is a common size, you may just decide to discard it and try another one. However, if it is the only crystal you have in that size, or if it is a scarce flat/thick, bull's-eye, or high-dome crystal that is otherwise in 'new' condition, you would like to try to save it. This is possible with a little elbow grease and the process described in this article.

First, of course, make sure the glass really is etched and that this is not just hardened adhesive residue. You can do this by trying to clean it with an adhesive remover such as Goof-off or acetone. If this attempt at cleaning makes absolutely no difference, then the glass is probably etched. To remove the etch mark, we will use Cerium Oxide. This is a fine polishing compound used by glass workers during the final polishing stage after a bevel or other feature has been ground into a piece of glass. Cerium Oxide is fairly easy to find and inexpensive.

Your neighborhood glass shop may be willing to sell you a few ounces, which will be enough to save many crystals. You can also find it on eBay or at glass-working specialty suppliers like www.hisglassworks.com.

Cerium Oxide is supplied as a powder but must be mixed with water to form a slurry. You won't need very much of it, perhaps just a teaspoon. Mix the powder with a small amount of water until you have a mixture with about the same consistency as pancake batter. You can apply the slurry with a cloth pad, but I have found that the best applicator is a piece of softwood dowel about 2 inches long and with a diameter of about 1 1/4 inches. The fibers of the softwood seem to hold just the right amount of the slurry and the dowel is much easier to handle than a cloth pad.



Dip the end of the dowel into the slurry to coat the end as shown in the photo above. Then, with a fair amount of pressure, move the dowel in a circular motion over the etch mark. It will help to place the crystal on a surface that has some grip to it, such as a rubber or soft plastic mat, so that the crystal does not slip while you are working on it.

Removing an etch mark like the one in the photo will take about four or five minutes. When it seems that the mark has disappeared, check the surface of the crystal carefully by viewing it at different angles. At some point, the mark will seem to have disappeared when you look at the crystal straight-on. However, when viewed at an angle, you may still see a 'ghost' of the etch mark. It is important that any trace of the etching is removed as even a slight ghost of the mark will produce a shadow against a pocket watch dial once the crystal is installed. Once you are finished, wash and dry the crystal thoroughly before installing it. The photo above shows the same crystal after polishing. ■



Officers and Board of Directors

PRESIDENT

Mike Schmidt

(805) 988-1764 • EagleCreekClocks@msn.com

VICE PRESIDENT

Ken McWilliams

(818) 718-8300 • internut@socal.rr.com

SECRETARY

Paul Skeels

(805) 525-7325 • plskeelsatty@verizon.net

TREASURER

Dona Gaglini

(805) 497-8381 • gfgaglini@adelphia.net

DIRECTOR • Public Relations

Robert Gary

(805) 388-1694 • homepromousa@earthlink.net

DIRECTOR • Mart

William Robinson

(805) 642-7329 • whrobi@roadrunner.com

DIRECTOR • Membership

George Gaglini

(805) 497-8381 • gfgaglini@adelphia.net

DIRECTOR • Education

Ferdinand Geitner

(805) 565-9097

DIRECTOR • Hospitality

Dutch & Dorothy Friou

(805) 985-6438 • dmottar@yahoo.com

EDITOR

Ken McWilliams

Web Site:

www.nawcc-ch190.com

WEBMASTER

David Coatsworth

dave@biswebdesign.com

E-Mail For Newsletter:
internut@socal.rr.com

PRESIDENTS MESSAGE

By Mike Schmidt

Chapter 190 is sponsoring a NAWCC Field Suitcase Workshop program F101 Basic Time and Strike. This is a beginning class in clock repair and is a requirement for a series of more advanced NAWCC classes. Call Paul Skeels class coordinator at 805 525-7325.

When you visit Santa Paula or are traveling on Highway 126 take some time to see the Town Clock in Santa Paula. The Santa Paula Town Clock project is completed. The clock is cleaned, repaired, assembled and running well. With a bit of adjusting all four dials were put in sink with the correct time and the large 100 year old bell is striking. The clock has new lighting and looks very nice day and night. A dedication meeting with the Odd Fellows and Chapter 190 is being planned.

Some of the fun of collecting clocks and watches is the viewing and learning about time pieces within their historical context. We who live in the Santa Barbara and Ventura Counties are blessed with an area rich in history. We have an abundance of museums and historical societies and citizens that have preserved that history for all to enjoy.

Ventura County Museum has a current exhibit "100 years of fashion accessories 1870 thru 1970." Accessorizing your look with the right shoes, purses, hats, and jewelry was as important 130 years ago as it is today. A few timepieces are part of the exhibit.

The museum has a great permanent exhibit of Ventura county history with more watches and clocks. And as a bonus (a must see) you will not want to miss the George Stuart small scale Historical figure collection. The museum is across from the Mission at 100 E Main St Ventura. Open Tuesday-Sunday 10:00a.m. to 5:00pm

Our August program will be "Vienna Regulators" and will be presented by Jim Chamberlain

The Show and Tell for August, will be the letter "A" anything horological that starts with the letter A

See you all at the next meeting

Mike



Happy Birthday

**Jeanette Barcroft, John Berney,
Jim Chamberlain, Terry Flynn,
Bill Frank , Leroy Grove,
Ken McWilliams**

*Our attitude toward life determines
life's attitude towards us.*

Earl Nightingale

Tails From the Bench

by Ferdinand Geitner

To be or not to be, *a clock or a Watch*, that's the Question!

Waterbury made some interesting clocks and innovative designs. The amazing thing is that they achieved this quite cheaply, which creates a problem for the repairer in its later years of wear and after previous repairers. I find the design and gear layout sometimes confusing. There is no "normal" way of operation and even the flexing of the frame or plates (due to thinner and softer materials) creates problems.

I came across this interesting item a customer picked up at an auction and was quite taken with the design. It was sold as part of a lot and the customer had no idea what it was, but he wanted it to work. That was my challenge!




The Barrel is quite large (to drive it for 8 Days) and separate from the Movement. The movement (which is skeletonised) has a pinion attached to the center of the back plate which pivots in a strong bridge protruding from the back of the case and engages with the barrel teeth.

At the front of the movement, where one usually finds the cannon pinion, is a fixed shaft with teeth which pivots through the Hour wheel in the center of the dial. There is a wheel fixed to the pierced frame behind the dial which engages with the pinion of the "minute" wheel (which is part of the floating movement).

So you have a pocket watch size movement floating and revolving between the dial and the back of the case creating a Turbillon where the movement turns one revolution in one hour therefore the minute hand can be fixed onto the shaft going through the hour wheel. An additional novelty is the fact that it uses a Duplex

escapement. Then comes the cheap part. It would be quite complicated to design a mechanism to set the hands so..... there isn't any!!! The hands have to be turned into position on the shaft where they will fall off eventually if one isn't careful.

I hope the pictures show the design and operation clearly enough. ■



JULY MEETING HIGHLIGHTS

By Mike Schmidt & Sylvia Griswald

Thirty nine members and visitors were in attendance for the Program “The History and Development of Watches”, presented by Ferdinand Geitner.

Ferd presented an excellent program showing examples of some of the earliest watches and their unique complications. The program included watch makers from 1620 to the present day. The early craftsman could make watches that are as complicated as those made today. The watch maker's abilities were only restricted by the quality of metals and materials available. We saw a watch with a built in sundial to help synchronize the watch, a quarter repeater watch made before 1700, a very early skeleton watch, and a 1717 world time watch that gave time in 50 cities.

Ferd took us from the cottage industries in Europe where families and towns were involved, to the beginning of manufacturing and the assembly lines in the United States. The 1891 railroad accident in the United States and the 1893 adoption of railroad standards began the requirement of accuracy and the

certification-testing of railroad watches.

We learned the history of the American and Swiss watch industries and the new demands for mechanical watches today.

We were privileged to see many fine examples of the complicated watches that Ferd has repaired.

Show & Tell - Henri Bonnet gave us all a demonstration of his “Homemade Watch and Parts Cleaner”. The parts cleaner was featured in the July issue of “CHRONO TIMES”.

Gary Girod also likes to collect unusual clocks and had a Seth Thomas clock works that were used at “IN-AND-OUT BURGERS” restaurants for their time locks. Gary also showed a silver St Christopher's medal that had a Mavado watch hiding inside.

Bill Kapp a visitor from Chapter 52 showed us two Ball & Co. railroad pocket watches that are very rare. The first a 938 grade “Official Standard” was 1 of 100 with just the Ball label. The second was a 999 grade “Official standard” was 1 of 400 with the Ball label. Bill told us that 70% of the Ball pocket watches were made with private labels. ■

(Photos by Bill Robinson)



Audience view of 1650 watch movement.



Ferd fielding questions after his program.



Bill Kapp, from Arroyo Grande, showing his Ball watch.



Mike & Jeanette drawing the door prizes.



Gary Girod during Show & Tell.



Henri Bonnet with his watch parts cleaner.

How I Got Interested In Clock Repair

By Gary Girod

My wife was given the family clock from her grandmother as a wedding present in January 1960. It is an 8 day Session, time & strike, circa 1910. It had been sitting on a shelf for years but had not run since her grandfather passed away in 1945. I've always enjoyed all things mechanical so I studied it until I figured out how to get it going.

Years later, my father gave me his mother's Seth Thomas time & strike. The story goes that she kept it running by soaking the gears and springs with kerosene dabbed on with a chicken feather whenever it acted up. So we have family clocks from both sides to pass down to our children

My greatest pleasure as a repairman is restoring a clock that has been in a family for generations. Every person who brings one to be fixed has a story to tell about their clock.

A second "clock incident," and the one that got me hooked, started with a knock on the door in the fall of 1960. I was a rookie fireman assigned to the Rincon fire station & living in La Conchita at the time. A teenage boy, from the neighborhood, was holding a box and said, "Mister. do you want to buy a clock? I need some gas money." In the box, all in pieces, was a clock. I asked, "Is it all there?" "Yes, I think so," he replied. I offered him \$2.00. That bought 8 gallons of gas back then. He was happy for the gas money & I began a hobby that continues to this day.

The parts turned out to be a bronze Ansonia, open escapement (Arion) ca 1886-87. It cost about \$40.00 new. The value today is approx \$700-\$1,000. After getting it back to running order, the only problem left was Arion had a broken leg. I solved the problem by carving a peg-leg and it has been that way ever since.

I may have inherited the "clock gene".

While in Madrid Spain in 1958 I visited a large jewelry, watch and clock store named after the owner,

Girod. And more recently, on a vacation in Paris with my wife, we found the phone book had many pages of the Girod name.

A study of early European watchmakers produced several Girod names. Gaspard Girod, Paris 1670-1690; B Girod, Paris 1810. Gaspar Girod has an astronomical watch in the British Museum ca 1610. James Girod (French) watch about 1660 signed Jacques Girod a Copet, Bracket clock about 1700 inscribed James Girod, London

Today I have a large room behind my garage where I work, I don't advertise but somehow I always have someone bringing their dock to me for repair. It is a hobby that I enjoy and the repair donations go to an orphanage of 300 children in Mancherial, India that is run by a missionary friend of mine and that I support. ■



Ventura Chapter 190 people

Each issue of our newsletter will feature members of our chapter with a short biography or some of their horological interests to help us get to know each other.

Richard (Dick) Henderson

By George Gaglini

Dick spent most of his career in the United States Navy and connected organizations. During his working years, like many of us in the NAWCC, he collected clocks to be restored when he retired. Now he faces the formidable job of bringing all those clocks back to life while spending three or four months of the year traveling around the USA in his motor home.



George and Dick at the July meeting

Dick was always interested in mechanical things.

He worked in Navy machine shops where, in one of them, he met a clock collector who introduced him to the joys of clock-making. That led him to the NAWCC and eventually to Chapter 190 where he serves as Chairman of the Santa Paula Tower Clock Restoration Committee.

Restoring clocks is a sharp contrast for Dick who spent many years of his career designing and building items that would never last very long, but would in fact be destroyed. These were called "Tow-Targets." Naval craft ranging in size from PT Boats to Destroyers, all destined to be sunk by naval gunners sharpening their skills on the high seas. With the Naval Service Warfare Center at Port Hueneme he helped to perfect weapons alignment systems that would ensure the accuracy of defense countermeasures in case of enemy attacks.

In his sparetime, Dick found time to climb mountains, hike trails, and ride off-road motorcycles in the desert. He participated in Enduro racing where riding skills had to be coupled with split-second accuracy in arriving at designated check-points in order to win.

Dick says it's quiet and calm in the motor home except when one my five grandchildren might ask, "Are we there yet."

Chapter 190 is proud to have Dick Henderson as one of its members. ■

Welcome New Member

Robert Roan



Time Machines

by Ken McWilliams

I recently completed an overhaul of a Schatz 400 day anniversary clock. Nothing special, you see them for sale at every mart. Not very valuable, you can often buy the entire clock for less than the price of a new dome. Not valuable in terms of dollars but priceless in the eyes of some owners. This was one of those. It was a wedding present and the couple will be celebrating their fiftieth anniversary next month. The clock ran faithfully throughout their marriage and was a constant reminder of the day they exchanged vows. It took the Northridge earthquake to still the little clock. It was like a good friend passing when it ceased it's animation.



Several clockmakers were consulted but they all said the same thing "It isn't repairable" Not being able to bear the sight of it just sitting motionless, they moved it to a closet. There it sat for thirteen years.

As their 50th anniversary approached they remembered the clock and decided to try one more time to see if it could be brought back to life. Someone gave them my name and they asked if I would look at it. After they told me their story, I assured them that it would be running strong on their anniversary.

I delivered and set up the clock and the look on their faces was beyond description as they held hands and watched it slowly rotate. Sometimes we fix more than just a clock and it really feels good.

The reason I titled this article "Time Machines" is not for the obvious time keeping functions of the clock but rather their ability to take us back in time. I find it difficult to work on an old clock without drifting back to the time that it was made. And that is exactly what we are going to do with this series of articles, starting with the Schatz anniversary clock.

Our little clock was born in Germany early in 1957 and was immediately shipped to the United States, the biggest market for these clocks. While 1957 was only fifty years ago, a short time for clock collectors, it is worth visiting or revisiting for some of us.

Except for the cold war, 1957 was a peaceful time. The Korean war was over and most people had not yet heard of Vietnam. Eisenhower was in his second term as president and Nikita Khrushchev was his Russian counterpart. In the middle east a mother gives birth to a son who would later become known to all, Osama Bin Laden

The technology explosion was in it's infancy but growing rapidly. Russia shocked the world when it launched Sputnik, the first orbital satellite. Boeing test flew the worlds first jet passenger plane, the 707. 39 million homes now had television sets and color sets were

available even though most of the broadcasts were still in black & white. Hamilton introduced the world's first battery-powered watch, the futuristic.

The average cost of a house was \$13,500, the average annual income, \$5,400; new car, \$2,100; postage, 3 cents/oz; minimum wage, \$1.00 hr; a loaf of bread, 19 cents; hospital stay, \$32 a day; hotel, \$16 per night; and cigarettes were 24 cents a pack.

America is taking to the road in droves, even though there is concern as gas prices have risen 4 cents a gallon over the last five years bringing it to 31 cents per gallon. However, it would take another nine years to reach 32 cent a gallon.

The Detroit big three auto makers are enjoying record sales and barely noticed when upstart Toyota introduced its first car to the US market. Ford also introduces the revolutionary car of the future, the Edsel.

Popular new TV shows were "Father Knows Best", "The Price is Right", "American Bandstand", "Twenty-One", "Leave it to Beaver", and the "Nat "King" Cole Show."

"West Side Story" and "The Music Man" opened in New York. "The Bridge on the River Kwai", "Twelve Angry Men", "Sayonara", "Peyton Place", and "Witness for the Prosecution" were the hot movies that year.

After 69 years, the last issue of Collier's Weekly magazine is published. The first edition of Jack Kerouac's *On the Road* went on sale.

Walter O'Malley announces that the Brooklyn Dodgers would be playing in los Angeles in 1958.

All things considered, 1957 was a nice time live. It was a peaceful, easygoing period, our personal freedoms were at an all time high and you could get some great clocks and watches for low prices. ■

The next Meeting & Mart for Chapter 190

Will be August 19, 2007

Sellers may start setting up at 11:30

The Mart is open from 12:00 til 1:15

The Meeting starts at 1:30

PROGRAM

"Vienna Regulators "

Presented by Jim Chamberlain

Jim is a walking encyclopedia on clocks.

This should be a very informative program.

SHOW & TELL

Anything that starts with the letter "A"

CLASSIFIED PAGE

This page is dedicated to advertising for Chapter 190 members. It is, of course, free to members.

SERVICES OFFERED

The Montecito Clock Gallery

Restoration, repair, sales of clocks and watches.
Ferdinand Geitner, mbhi, owner and operator
Now located at 1187 Coast Village road, unit 10a
Montecito (one block from old site)
(805) 565-9097

The Clock Gallery

Serving All of Ventura County
Precision Repair - Service - Restoration
Grandfather - Wall - Mantel - Marine Clocks
House Calls • Packing & Moving
805-497-8381 or 805-647-0699
e-mail: theclockgallery@adelphia.net

Jorge Montoya

Complete Watch Service Center

Repair & Restore all American & Swiss watches.
12 years as a Rolex technician. We maintain a
complete shop with all the latest equipment.
(562) 531-0545 • (562) 688-6171
E-mail: jorgemont2001@netzero.net

PACIFIC COAST CLOCKS

In business since 1977.

Sales and Restoration of both new and antique
clocks. Repair of all types of mechanical clocks.

Loren Miller proprietor.

4255 E. Main St., No. 15, Ventura, Ca. 93003

(Located in Firehouse Plaza at Main St. and Telephone Rd)

Monday through Saturday 10:00 to 6:00 pm.

Tel. 805-650-8800

FOR SALE

Ingersolls Clocks & Antiques

STORE CLOSING SALE

30% off everything!

50 Clocks

1 wt Vienna's, Mantle, Wall, Long Case and more.

Open Thurs, Fri, & Sat 10:30 to 4:30

62 Palm dr. Camarillo, Ca

(805) 484-8813 - (805) 482-9936

Magnificent Herschede

Five Tubular Bell Hall Clock.

Eight feet tall with three inch full columns on a solid
mahogany case. Gold-plated dial with hand painted
moon phase indicator. Recently professionally
serviced.

Runs & Looks Perfect. \$5,000

Call George Gaglini **805-647-6463**

Small lathe with some attachments and 20 collets. \$275.00

Loren Miller, **Pacific Coast Clocks**

4255 E. Main St., No. 15, Ventura, Ca.

Located in Firehouse Plaza (Main St. & Telephone Rd.)

Tel. 805-650-8800

- Watch Repair Tools -

I have just purchased a large collection of watch repair
tools including truing calipers, K&D staff removers,
jeweling tools, and much more. I will have everything at
the July 15 Chapter 190 meeting.

Dave Coatsworth

Tel. 805-650-8800

WANTED

Antique French 2 or 3 dial calendar clocks.

Antique English 2 or 3 gear-train skeleton clock.

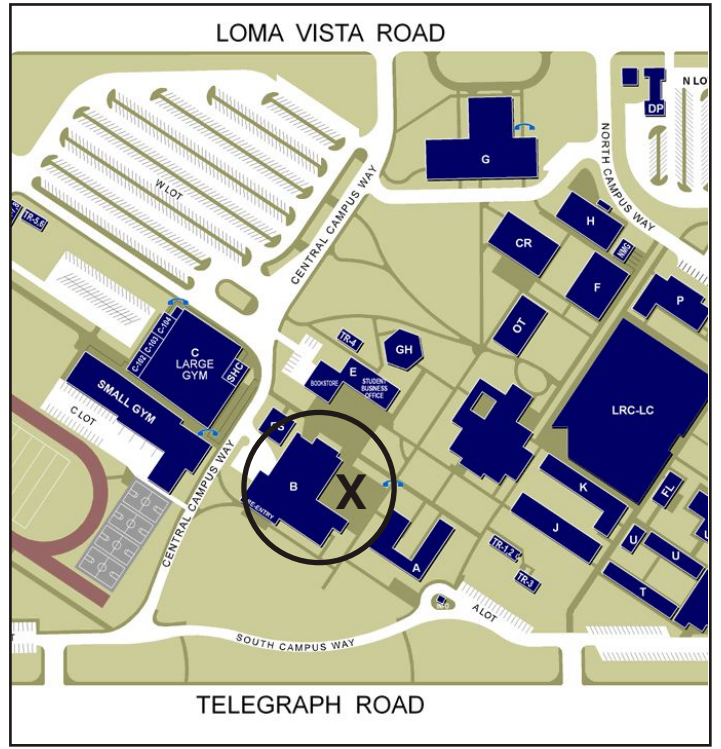
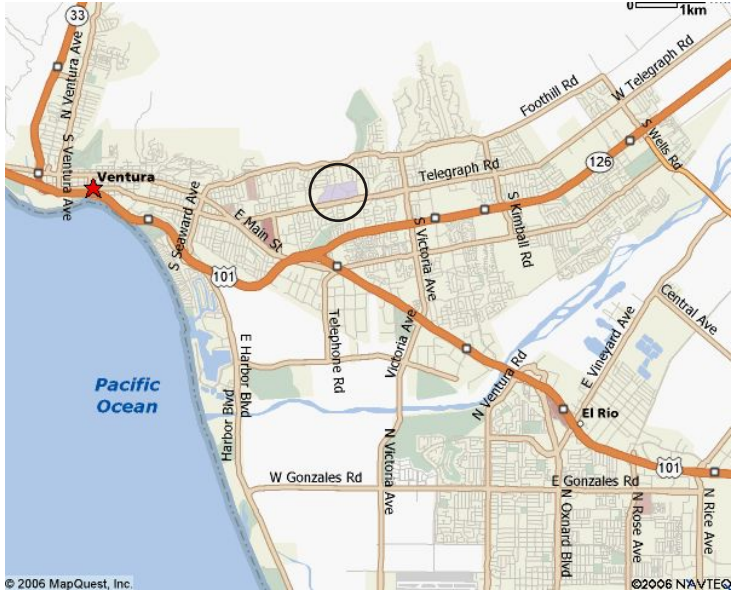
Loren Miller, **Pacific Coast Clocks**

4255 E. Main St., No. 15, Ventura, Ca.

Located in Firehouse Plaza (Main St. & Telephone Rd.)

Tel. 805-650-8800

**The Chapter 190 meetings are held the third Sunday of each month. (No meeting in December)
 We will meet in the cafeteria on the Ventura College campus. The cafeteria is located in building "B", east of the gym and athletic field.**



Hope to see you there!

August 2007 Issue

AUG 19
NEXT MEETING

If Undeliverable return To:
 17738 Superior St. Unit 21
 Northridge, CA 91325

Chrono Times