



Horology Trivia

by Giorgio Perissinotto



Note from the editor:

We are starting a new column on trivia within horology. The subject will deal with terms and concepts that we are all familiar with, but the origins may surprise us. We will also cover the unusual and sometimes bizarre aspects of time. If you come across something that you feel may apply, please contact Giorgio.

WHAT'S IN A WORD AND WHICH IS THE RIGHT WORD

Even at Chapter events we have heard members or guests use chime for strike, so let us review and spread the word:

A clock may strike the hour, the half and the quarter. A clock chimes a melody or a series of notes, most commonly the four notes in the Westminster sequence. By the way, what does the Westminster chime have in common with the opening of Beethoven Fifth Symphony? They both have four notes, though actually the Fifth has only two, as the first is repeated three times and the third is lower and much longer.

The word Clock comes from the French cloche meaning bell. So what? Well, then if a clock does not have a bell to strike it cannot be a clock. A purist would say "Correct!" and use Timepiece. I will not start a war on this one.

But what about the watch? Most watches are timepieces, but some strike and chime, though no one to my knowledge has called them clocks, and certainly not wrist clocks. Where does the word watch come from? We are not sure. One proposal holds that the word "watch" comes from the Old English word "woecce" which meant "watchman" because it was used by town watchmen to keep track of their shifts. So, "to be on one's watch" does not mean to be on a timepiece, but rather to be "observant, watchful," yet not be full of watches. Just a bit of levity. Though others contend that the term came from 17th century sailors, who used the new mechanisms to time the length of their shipboard duty shifts, which are still called "watches." Being a sailor and a linguist, I have a problem with favoring one

over the other.

Big Ben is not the clock in London! Big Ben is the

nickname for the great bell at the north end of the Palace of Westminster in London, and often extended to refer to the clock and the clock tower. The tower is now officially called the Elizabeth Tower, after being renamed in 2012 (from "Clock Tower") to celebrate the Diamond Jubilee of Elizabeth II. The tower holds the largest four-faced chiming clock in the world and is the third-tallest freestanding clock tower.

"To be on the ball," it has been suggested, refers to having a timepiece that keeps good time, such as a Ball pocket watch. Well, maybe, but I bet I could find a reference to the expression prior to the founding of the Ball Watch Company, therefore casting serious doubts on the origin of the phrase. But since I am on the ball, but I do not have a Ball watch, wrist or pocket.... Webster Clay Ball (October 6, 1847 – March 6, 1922) was a jeweler and watchmaker who founded the Ball Watch Company. When Standard Time was adopted in 1883, he was the first jeweler to use the time signal from the United States Naval Observatory, thus bringing accurate time to Cleveland.

Escapement or Scapement? Defined as a mechanism consisting of an escape wheel and anchor, used in timepieces to provide periodic impulses to the pendulum or balance, if you read material on timepieces, you will have run across scapement and frowned. Actually it is an alternate spelling, though no longer common. The verb, however, has always been, to my knowledge, "escape." Horology is full of these archaisms.

Pendulum. There is a topic that will interest everyone, but I will limit my comment to a couple of points. The Dutch scientist Christiaan Huygens built the first pendulum clock in 1656, but contrary to the belief of many horologists, he did not invent the pendulum. Many cultures have laid claim to the invention, but it is generally agreed that Galileo Galilei was the first scientist to produce details drawings of it in 1602. The British and the French, never to be outdone, have contributed significantly to the development of this device. The word comes, of course, from Latin PENDERE, which means "to hang, to be suspended." Wikipedia has an excellent historical survey of the word and of the device.

All timepieces "escape." And so will Giorgio. Please feel free to send me your comments or questions at: giorgio@spanport.ucsb.edu.

Officers and Board of Directors

PRESIDENT

Mike Schmidt

(805) 988-1764 • EagleCreekClocks@msn.com

VICE PRESIDENT & EDITOR

Ken McWilliams

(818) 718-8300 • internut@socal.rr.com

SECRETARY

Virginia Norwood

(310) 455-3028 • vtnorwood@yahoo.com

TREASURER

Alan Davis

(805) 659-7148

LEGAL ADVISOR & WORKSHOPS

Paul Skeels

(805) 525-7325 • plskeelsatty@verizon.net

DIRECTOR • Historian

Richard Henderson

(805) 649-4138 • pobjude@pacbell.net

DIRECTOR • Annual Mart

Open

DIRECTOR • Membership

Ernie Jenson

(805) 482-6021 • erniejenson@roadrunner.com

DIRECTOR • Education

Ferdinand Geitner

(805) 565-9097

DIRECTOR • Public Education

Lex Rooker

(562) 869-1895

lex.rooker@usinter.net

DIRECTOR • Museum & Exhibitions

Mostyn Gale

(805) 962-9083 • saving_time@verizon.net

DIRECTOR • Public Relations

Bob McClelland

(818) 225-8212 • rjmcclel@pacbell.net

DIRECTOR • Programs

Giorgio Perissinotto

(805) 637-9810 • giorgio@spanport.ucsb.edu

CHAIRMAN • Door Prizes

Tom Beard

(805) 659-4036 • tbeard@pacbell.net

CHAIRMAN • Audio/Visual

William Robinson

(805) 642-7329 • whrobi@roadrunner.com

CHAIRMAN • Awards & Assit Treasurer

George & Donna Gaglini

(805) 647-6463 • ggaglini@roadrunner.com

Web Site:

www.nawcc-ch190.com

WEBMASTER

David Coatsworth

dave@biswebdesign.com

PRESIDENTS MESSAGE

By Mike Schmidt



The 2013 Ward Francillon Time Symposium “TIME FOR EVERONE” was a tremendous success for all who attended. Over 300 attendees participated in the major horological event of this century. Many thanks to Will Andrewes, Jim Cipra, Mostyn Gale, and all the wonderful Speakers and Organizers for a stimulating learning experience. Thank you John C, Taylor for providing your wonderful “MAJESTIC TIME” exhibition commemorating the 300th anniversary of the death of England's most remarkable horologist Thomas Tompion. (1639 - 1713) If you missed the exhibition you will have another opportunity to be delighted. The exhibition will be moving from Pasadena to the NAWCC National Museum in Columbia Pa.

Within this newsletter, Chapter 190 members will find a voting ballot. The ballot is for new Chapter officers beginning January 2014. The terms of office will be two years. The Chapter 190 nominating committee led by Ernie Jenson and members Ken McWilliams, Tom Ferkel, and Ralph Napolitano are presenting this slate of candidates for your consideration. In addition to this slate, the committee will take additional discussion and nominations from the floor at this months meeting.

I want to thank the nominating committee for their hours of work in preparing a list of gifted people. Chapter 190 is fortunate to have so many talented members who have willingly accepted a nomination. I thank you all for agreeing to serve. ***Bring your ballot to the meeting and receive free admission.***

Chapter 190 will continue to offer educational opportunities for 2014. We plan to offer as many workshops as are requested. Presently we have a FSW 200 offered for January and will follow up this workshop with a F201 Lathe workshop. We also have interest in a F301 Pocket Watch, F101 Introduction to Basic Clock Repair, and a F302 Wrist Watch Repair. Growing interest will dictate the offering dates for these workshops.

With your interest and assistance the educational program works in the following manner: I collect names with specific interests, when I have 5 or more students for a particular workshop, I will talk with the instructor, set a date, find a coordinator and the workshop will be offered. If you have not already informed me of your specific interest, please do. For information about a workshop you will find the entire FSW workshop listed in detail on the NAWCC website.

The Sunday morning workshops have been very popular and very well attended. The workshop this Sunday will begin at 10:30 A.M. It will be led by George Antinarelli . The opening subject will be “Maintaining Power.” Members are encouraged to bring their clocks with this feature. Any subject or questions on watches and clocks are always welcomed to the open workshop. The coffee will be on early!

This month of November will be our last meeting of 2013. It will soon be the season of the year to take some time, reflect, spend more time with family and friends, wrap up the current year and look forward to a new year and new opportunities.

Happy Holidays to All of You!

Mike Schmidt

Tales From the Bench

by Ferdinand Geitner

Replacement Screws for Expensive Bracelet

Sometimes it's easier to make a part than trying to get an original replacement from the manufacturer, as long as it's the same quality.

One example is stainless steel bracelet screws which tend to work loose and get lost. One has other screws to use as a pattern and (having various sizes of stainless steel stock) just find the right thickness, file (or turn) the step for a thread and cutting a slot for the screwdriver the other end. There are usually two types of bracelet screws, a thin shaft with a smaller thread on one end and a larger thread with a thinner shaft, both the width of the bracelet.

There are naturally little tricks to make the job easier. I leave the replacement about a quarter longer to start with, which allows for final adjustments as dimensions have to be exact for the screw to fit flush with the bracelet edges on both ends. Then I file the shoulder for the thread (I can file pretty close and straight). If one is not comfortable with filing the lathe is a good option.

Stainless steel is relatively soft so cutting a thread of 0.9mm or similar is no problem. Just go slowly "back and forth" with thin lubricant, clearing the die every time so it does not bind and break.

Then screw the piece into the bracelet and mark the length with a thin felt tip pen. Place the piece in a pin vice and finish off the slotted end to the right length.

Some are flush and some are a little recessed. Now how about cutting the slot for the screwdriver nice and central? Pin

Vices have 4 jaws to grip the piece which gives a nice alignment guide for the thin screw slot file.

Just leave the end (flush) in the pin vice and use the slots as a guide (easy). Happy screw making! ■



Screw with both ends of the bracelet to be joined.



New Screw




Slotted side. Don't let it protrude



Threaded side. Keep flush with surface.

FACES SEEN AT SEPTEMBER'S & OCTOBER'S MEETINGS

Photos by Bill Robinson




Welcome New Members

★ **Kenn Foster**
from Buena Park

Walter & Barbara Pickett
from Lakewood

★ **Norman Ray**
from Chatsworth



Tom Ferkel



Tom has been a member of Chapter 190 for a little less than four years. He is a willing worker in our club and has recently been a member of the nomination committee, one of the harder jobs! He is a life long resident of Southern California. Here is his story.

"I was born in Los Angeles in the mid 1950s, and grew up in the San Fernando Valley when there was still vacant land between the housing tracts and there was not much traffic. You could ride your bike all over the place and public education was not yet something to be apprehensive about. It was a nice time, and place, to grow up.

Like every other kid in the neighborhood, I learned to play guitar in my mid teens. I've been playing guitar now for nearly 45 years, and even though I stopped getting better after only 5 years, my involvement with it has led to almost everything else that's happened in my life since then. It's led me to learn several other instruments. It's gotten me through college a couple of times and it's helped me pick up some teaching credentials. It also got me involved in woodworking.

Over the years I've made some guitars, dulcimers, ukuleles and such, and while it's true that I've produced a lot more sawdust than instruments, I've gained skills in that area that transfer well to clock work.

At this point I've been married to my wife Judy for 26 years and we've raised two children, who, after being teenagers, have turned out to be very excellent people.

When I go to work in the morning, I teach World History to 12 year olds. I actually like my job and enjoy most of the kids. I can honestly say that I

work with nice students, nice families and I'm not the least bit apprehensive about public education.

When I look back on previous jobs, it's interesting to see how they tend to complement my clock activities. I've worked in a factory with a machine shop, so I have some understanding of tools. I was a counselor, so I can make myself feel better when I break something on a clock that I'm fixing. I was a custodian, so I can clean up after I make a mess and I was a bartender, so I can make a margarita and make myself feel better when I break something on a clock that I'm fixing.

I am currently a member of NAWCC chapters 190 and 75. Here's how I got involved. My first clock was a Sessions tambour chime clock that I had bought years before at an estate sale for 20 dollars. Though it ran just fine for years, it, like so many things, needed fixing after the 1994 earthquake (\$40). It stopped running, for no apparent reason, about 10 years later (\$75). A few years after that, one of the mainsprings broke. I took it to a local clock guy who wanted \$500 to fix it. I didn't know how much a fair price was, but I knew it was less than \$500. The clock sat for several years. Three or four years ago, I stumbled onto Ken McWilliams who suggested I come to a meeting of chapter 75, so I went, hoping to learn how to fix the broken spring. Since then I've taken a few of the field workshop classes, bought several clocks in various conditions, and brought many of those clocks to a level of repair that I'm happy to be able to accomplish. The tambour clock that got me involved still doesn't run, but when I look at the movement, I sort of know what I'm looking at. That's why I know enough to know that I don't know enough to know what I'm doing-yet!

I love clocks. I love the way they look and sound. I love the challenge and problem solving aspect of a clock in need of work. I love the tools and the wood. I love the histories of the men and companies who made them. I love wondering about the people through who's hands the clocks have passed. I love searching for new clocks.

Mostly, I love knowing that I will have something unique and wonderful to pass onto those who come after. I just hope that if I die before my wife does, she doesn't go ahead and sell them for what I told her I paid for them! " ■

The **November** Chapter 190 Meeting
is Nov 17, 2013

Sellers may start setting up at 11:30

The Mart is open from 12:00 til 1:15

The Meeting starts at 1:15

“Railroad Time”

Presented by Dave Coatsworth

This was a major milestone in timekeeping in America. For the first time we had a universal time within zones.

NO MEETING IN DECEMBER

Next meeting is:

January 19, 2014



Happy Birthday

November

**Dave Coatsworth, Ferdinand Geitner,
Jim Gilmore, Ernie Jenson, Keith Lord,
Bryan Mumford, Peter Racette,
George Sessions**

December

**Gene Corriden, Dutch Friou, Gary Girod,
Robert Ingham, Neil Kuns, Stephen Marks,
Bob McClelland, Bill Robinson, Andy Samuels,
Daniel Weiss**

EDUCATIONAL OPPORTUNITIES

The following workshops are scheduled
for 2014:

My personal favorite workshop that everyone, including watch collectors, should take is the Field Suitcase Workshop FSW 200 “Fundamental Skills for Clock Repair & Lathe Preparation”. Sometime referred to as “The Metals Workshop”, is offered January 24-27, 2014. Ray Marsolek will be the instructor with Lex Rooker assisting. There is no prerequisite for this workshop except for fundamental clock repair knowledge. If you have interest in this workshop please contact coordinator Tom Ferkel (661) 775 1652 or Email tferkel@gmail.com.

Chapter 190 will continue to offer the “Introduction to Antique Clock Collecting & Repair & Maintenance” workshop. This 2 day workshop is open to members, friends and the public. The only prerequisite for this workshop is “Interest & Curiosity” in mechanical clocks. All tools, movements, and knowledge are supplied. The date for this 4th workshop will be set in early 2014. For information contact Mike Schmidt, phone 805 988-1764 or e-mail eaglecreekclocks@msn.com

A Sherline lathe workshop is tentatively scheduled for March 1st and 2nd. The well known, master micro machinist, Jerry Keiffer will be the instructor. Space is limited, contact Ken McWilliams to reserve your place in the class.

e-mail: internut@socal.rr.com.

This Month’s Mini-Workshop

At 10:30AM

The opening subject will be “*Maintaining Power*”
The workshop will be led by George Antinarelli.
This is a round table discussion where everyone gets to join in and learn. Feel free to bring your clocks that are giving you problems. Don’t let a clock baffle you, let our experts confuse you instead.

THE WORKSHOPS ARE ALWAYS FREE!

If there is a topic that you would like to learn about, just mention it at the workshop. We are always looking for good topics for our workshops

CLASSIFIED PAGE

This page is dedicated to advertising for Chapter 190 members. It is, of course, free to members.

SERVICES OFFERED

The Montecito Clock Gallery

Restoration, repair, sales of clocks and watches.
Ferdinand Geitner, mbhi, owner and operator
Now located at 1187 Coast Village road, unit 10a
Montecito (one block from old site)
(805) 565-9097

The Clock Gallery

George Gaglini

Serving Ventura County and More . . .
Expert Repair - Service - Restoration
Grandfather - Wall - Mantel - Marine - Atmos
House Calls - Packing & Moving
805-647-0699 or 805-497-8381
theclockgallery@roadrunner.com

The Tic Toc Shop

**Clock
Repairs,
Restorations
& Appraisals.**

Ken McWilliams
(818) 718-8300

Jorge Montoya

Complete Watch Service Center

Repair & Restore all American & Swiss watches.
12 years as a Rolex technician. We maintain a complete shop with all the latest equipment.
(562) 531-0545 • (562) 688-6171

PACIFIC COAST CLOCKS

In business since 1977.

Sales and Restoration of both new and antique clocks. Repair of all types of mechanical clocks.

Loren Miller proprietor.

4255 E. Main St., No. 15, Ventura, Ca. 93003

(Located in Firehouse Plaza at Main St. and Telephone Rd)

Monday through Saturday 10:00 to 6:00 pm.

Tel. 805-650-8800

FOR SALE

WATCH REPAIR TOOLS & MORE!

I will have a huge selection of watch repair tools and other items from my latest estate buy at the Chapter 190 meeting.

Dave Coatsworth
dave@daveswatchparts.com



MicroSet Timers for Clocks and Watches

Precision electronic timing tools for clock and watch repair with many unique features. Prices start at \$250. Full information is on the website:

www.WatchTimer.com

Mumford Micro Systems
3933 Antone Road
Santa Barbara, CA 93110
(805) 687-5116

WANTED

URGENTLY NEEDED, VISIBLE ESCAPEMENT MOVEMENT

French type-platform escapement (no pendulum)

Winding hole spacing of 38.9 mm, (1.53")

Repairable, other details available on request.

Bob Reichel, welchdoc@yahoo.com **Ph: 1-206-364-7374**

- Chronometer -

Hamilton 21 Marine Chronometer in running condition, with inner box and gimbals; outer box not essential.

Please contact: Giorgio Perissinotto

E-mail: **giorgio@spanport.ucsb.edu**

Antique French 2 or 3 dial calendar clocks.

Antique English 2 or 3 gear-train skeleton clock.

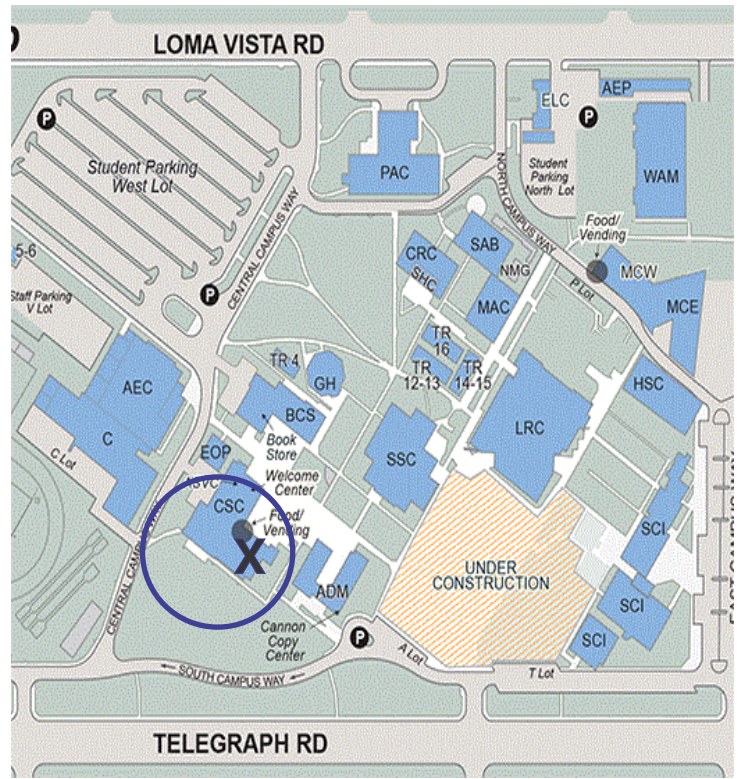
Loren Miller, **Pacific Coast Clocks**

4255 E. Main St., No. 15, Ventura, Ca.

Located in Firehouse Plaza (Main St. & Telephone Rd.)

Tel. 805-650-8800

The Chapter 190 meetings are held the third Sunday of each month. (No meeting in December)
 We will meet in the Campus Student Center (CSC) on the Ventura College campus. The CSC is located in building "B", east of the gym and



Nov - Dec, 2013 Issue

NEXT MEETINGS

NOV 17

NO MEETING

IN DEC



If Undeliverable return To:
 17738 Superior St. Unit 21
 Northridge, CA 91325

Chrono Times

Ballot for 2014 - 2015 Officers of

Chapter 190 of The National Association of Watch and Clock Collectors

Check the box next to the **position** if you wish to vote for the nominee. If you prefer to vote for someone else, write their name in the **write-in** space.

Position	Nominee	Write-in
<input type="checkbox"/> President	George Gaglini	_____
<input type="checkbox"/> 1st Vice President	Ken McWilliams	_____
<input type="checkbox"/> 2nd Vice President	Mostyn Gale	_____
<input type="checkbox"/> Secretary	Virginia Norwood	_____
<input type="checkbox"/> Treasurer	Mike Schmidt	_____

Bring your ballot to the November meeting or contact Ernie Jenson with your vote.

Phone: (805) 482-6021 or e-mail: erniejenson@roadrunner.com

FREE ADMISSION TO ALL MEMBERS WITH A BALLOT