



## The West Coast's Best Kept Secret

by Mostyn Gale

A few weeks ago I had the joy of being able to visit the West Coast Clock & Watch Museum (WCCWM). I am sure that many of you have heard of it but perhaps not many have been able to visit – it is kind of out of the way in the North-Western Washington town of Bellingham, 90 miles north of Seattle on the I-5 and just 20 miles from the Canadian border. My wife's family is from Bellingham, so when we were up there recently, I decided to drop in on the Museum.

It is housed on the third floor of the old Bellingham City Hall which is now called the Whatcom (County) Museum of History and Art. The Whatcom Museum gives the space to the WCCWM rent free in order to fill their space. What a great deal! Chapter 180, Friends of the West Coast Clock and Watch Museum, exists solely to provide a support base for maintenance of the Museum. Dues from the members and other donations provide necessary finances for the Museum's maintenance. Its members get involved with various projects presented to the museum as well as accepting articles donated to the Museum for preservation.



**A grand room for a grand subject**

There is a nice feel to the space – the old building definitely makes it feel like old clocks belong there. Along with clocks and watches there are also two nice displays of turn of the century wood working tools and a couple displays of old toys and dolls. Some of the horological highlights for me were two tower clocks, some nice wooden case hall clocks, a group of unique novelty clocks, a nice conical pendulum clock, but mostly it was the general feel of the place that I liked – I could have stayed there for hours. Combined with the old photos that were in the rest of the building it really brings out the nostalgia from a previous time.

One disappointment that I had was



**Old wooden toys and dolls**

that for the random visitor, there was no explanation about the clocks either in general or for specific clocks. For obvious reasons there was no knowledgeable docent on hand that could explain some of what is there. I think some sort of information is necessary to draw people in and help them understand the significance of the items on display. This is not a criticism because I realize how much work has already gone into creating and maintaining the museum by the folks involved and they have done a great job. This would be a worthy project for anyone to take on – it would really add to the education of the public.

Perhaps there is someone reading this who enjoys history and research and would like to make a very valuable contribution.

I talked to the Museum Board Chairman, Ernie Lopez – a really nice guy with a great vision for the Museum. I urge anyone who has a desire to become involved to become a

Chapter 180 member and see what you might be able to do to help – even if only to pay your dues every year. Ernie will be at the Greater Los Angeles Regional, Jan 31st – Feb 2nd, 2013. If you are at the Regional, take a moment to talk to Ernie. I am sure that he would appreciate the interest and support and perhaps you will find out a way that you can help make this wonderful, hidden treasure, into a West Coast horological centerpiece. To whet your appetite, take a virtual trip by following this web link – it includes a nice little video.

<http://www.wccwm.org>



**Clock display**



**Woodworking tool display**



**Clock peddler**

## Officers and Board of Directors

### PRESIDENT

Mike Schmidt

(805) 988-1764 • [EagleCreekClocks@msn.com](mailto:EagleCreekClocks@msn.com)

### VICE PRESIDENT & EDITOR

Ken McWilliams

(818) 718-8300 • [internut@socal.rr.com](mailto:internut@socal.rr.com)

### SECRETARY

Virginia Norwood

(310) 455-3028 • [vtnorwood@yahoo.com](mailto:vtnorwood@yahoo.com)

### TREASURER

Alan Davis

(805) 659-7148

### LEGAL ADVISOR & WORKSHOPS

Paul Skeels

(805) 525-7325 • [plskeelsatty@verizon.net](mailto:plskeelsatty@verizon.net)

### DIRECTOR • Historian

Richard Henderson

(805) 649-4138 • [pobjude@pacbell.net](mailto:pobjude@pacbell.net)

### DIRECTOR • Annual Mart

Open

### DIRECTOR • Membership

Ernie Jenson

(805) 482-6021 • [erniejenson@roadrunner.com](mailto:erniejenson@roadrunner.com)

### DIRECTOR • Education

Ferdinand Geitner

(805) 565-9097

### DIRECTOR • Public Education

Lex Rooker

(562) 869-1895

[lex.rooker@usinter.net](mailto:lex.rooker@usinter.net)

### DIRECTOR • Museum & Exhibitions

Mostyn Gale

(805) 962-9083 • [saving\\_time@verizon.net](mailto:saving_time@verizon.net)

### DIRECTOR • Public Relations

Laurie Conti

(805) 813-2216 • [Remember\\_the\\_clock@me.com](mailto:Remember_the_clock@me.com)

### DIRECTOR • Programs

Giorgio Perissinotto

(805) 637-9810 • [giorgio@spanport.ucsb.edu](mailto:giorgio@spanport.ucsb.edu)

### CHAIRMAN • Door Prizes

Tom Beard

(805) 659-4036 • [tbeard@pacbell.net](mailto:tbeard@pacbell.net)

### CHAIRMAN • Audio/Visual

William Robinson

(805) 642-7329 • [whrobi@roadrunner.com](mailto:whrobi@roadrunner.com)

### CHAIRMAN • Awards & Assit Treasurer

George & Donna Gaglini

(805) 647-6463 • [ggaglini@roadrunner.com](mailto:ggaglini@roadrunner.com)

Web Site:

[www.nawcc-ch190.com](http://www.nawcc-ch190.com)

WEBMASTER

David Coatsworth

[dave@biswebdesign.com](mailto:dave@biswebdesign.com)

## PRESIDENTS MESSAGE

By Mike Schmidt

The October meeting, lunch and tour at the historic Santa Barbara County Courthouse and “BISNO-SCHALL CLOCK GALLERY” was a wonderful experience for all who attended. On behalf of the 67 chapter members and their family and friends, I wish to thank the following: Rodney Baker and Robert Ooley, for making sure our tours and experience was outstanding, Ernie Jenson and crew for providing the excellent lunch, the General Services Support Division, County of Santa Barbara for providing the ‘Mural Room’ for our luncheon, and “The Tent Merchant “of Santa Barbara for help in providing the tables and chairs. We all had a very special day at the courthouse



It gives me great pleasure to present our new workshop “Introduction to Antique Clock Collecting, Repair & Maintenance.”. This is a 2 day public workshop on history, collecting, theory (how they work), care, and repair.

This workshop is offered to anyone, and all ages. Membership in the NAWCC is not required. Prerequisite for the workshop is an interest and curiosity about old clocks.

All the tools, instructional materials and a single train movement will be supplied. Warning to first timers, clock collecting and learning can be fun and addicting.

**Where:** Historic Dudley House Museum, 197 N. Ashwood Ventura, 93003

**When:** Saturday & Sunday February 9th & 10th 2013

**Instructor:** Lex Rooker

**Tuition:** \$100, class size 10 students

**Contact:** Mike Schmidt 805 988-1764 email [EagleCreekClocks@msn.com](mailto:EagleCreekClocks@msn.com)

Payment made out to Chapter 190

Mail Check to Mike Schmidt

2317 Eagle Creek Lane

Oxnard CA 93036

Our program this Sunday will be “How to make clock weights”, and will be presented by Ray Marsolek. All of Ray's former FSW students will have an opportunity to ask questions and give Ray a good workout.

## HAPPY HOLIDAYS TO ALL

I thank all the many members and friends who have shared in the work, given donations, and supported “Ventura and Santa Barbara Chapter 190.” I wish you all the very best.

This newsletter and this month will complete Chapter 190's 6th year. I look forward, and I hope you will too, to a new year and all the opportunities it brings. Please continue your enjoyment and support of Chapter 190 with a new membership or renewal for 2013.

*Mike Schmidt*



## Happy Birthday

### November

Dave Coatsworth

Ferdinand Geitner

Jim Gilmore

Ernie Jenson

Keith Loard

Bryan Mumford

### December

Gene Corriden

Dutch Friou

Gary Girod

Bob McClelland

Bill Robinson

Daniel Weiss



# QUESTIONS AND ANSWERS

by Ken McWilliams

I get a lot of questions from members at our meetings, by e-mail, by phone, and even a few by postal mail. Recently, a member asked about clock cleaning solutions. This month's question and answer column will be dedicated to clock cleaning and cleaning solution questions that I have received over the years.

**Question.** When cleaning parts, they did not come out of the solution bright, but instead, needed polishing. Is that because my solution is getting too old? Is that because I left them in too long? Or, is that normal for parts that have a great deal of tarnish?

**Answer.** This one is almost impossible to answer because there are too many unknowns, what is the composition of the solution, how old is it, how tarnished are the parts, do they have a coating of something other than oxidized brass? That being said, I can give you some guidelines. Ammonia is the primary ingredient in clock solutions that makes the brass bright by removing the natural oxide. The other ingredients are mostly for cleaning the brass and steel parts. If the parts are heavily coated with oil, grease, cigarette tar, etc., pre-cleaning in a solvent such as paint thinner, lacquer thinner, etc. can greatly improve your results and will add fewer contaminants to your clock cleaning solution. Be sure to thoroughly rinse and remove the pre-cleaning solvent prior to putting them in your clock cleaning solution.

**Question.** Can I make my clock cleaning solution last longer by adding more acetone and ammonia?

**Answer.** The simple answer is yes. Ammonia and acetone are the most volatile ingredients in the clock cleaning solution. This means that they will evaporate more rapidly and also lose their effectiveness sooner. Eventually, the oleic acid will also become weak. You could probably rejuvenate the solution one or two times before dumping it and starting with a fresh batch.

**Question.** Is heat always the right thing to use in the ultrasonic cleaner?

**Answer.** I have found that when it comes to clocks, using any absolute such as "always" is inviting trouble. In the clock world, there is almost always an exception to any statement. In most cases, heat will greatly accelerate, and do a better job cleaning parts than a cold solution. However, a heated solution will also strip the lacquer from parts much faster than a cold solution. Trust your common sense when deciding when and how much heat to use in your ultrasonic

cleaner. I use a heated solution 90% of the time.

**Question.** Is it better to use distilled water when making a cleaning solution?

**Answer.** Yes, it is always best to use the purest ingredients that you can obtain when making your cleaning solution.

**Question.** Is it better and cheaper to make your own clock cleaning solution rather than purchase a concentrate from one of the clock supply houses?

**Answer.** Better? Probably not, the quality should be about the same if you do it correctly. Cheaper? If you are doing very large batches you may save a little, but in most cases it will be cheaper to purchase one of the concentrates from Timesavers, Ronell, or Mile High.

**Question.** If I want to make my own clock cleaning solution, what should I purchase?

**Answer.** The following formula will make one half gallon of working solution.

- 2 fluid ounces of oleic acid
- 8 fluid ounces ammonia or ammonium hydroxide
- 4 fluid ounces of acetone
- 50 fluid ounces of distilled water

Acetone, such as that found in hardware or paint stores will be suitable. Use U.S.P. grade for the ammonia and oleic acid. For best results, use an amber glass bottle for mixing and storage. Add the water to the bottle, then add the ammonia. Oleic acid is not soluble in water, so mix it with the acetone in a separate container, then add this mixture to the bottle while stirring with a wood or plastic stick. Note: a good habit to get into is to always add an acid to water rather than the reverse. This will prevent an unexpected and often painful reaction. This solution will keep for a long time as long as it is sealed, and stored in a relatively cool place away from sunlight.

**Question.** Do I need to do anything to the clock parts after cleaning and drying them?

**Answer.** You skipped over a very important part of the process. After cleaning, the parts should be thoroughly rinsed in water and then completely submerged in a final rinse such as isopropyl alcohol. As much water as possible should be removed prior to the alcohol rinse. This will make your rinse last longer. Use a good grade of alcohol, such as that found in hardware or paint stores, (denatured alcohol) not the alcohol found in drugstores or supermarkets. The purpose of the alcohol is to displace the water hidden in crevices and holes. The alcohol found in drugstores is only 70% isopropyl alcohol while the hardware store denatured alcohol is 99%. The alcohol rinse becomes much less effective when it is reduced to 60%, so if we start off with 70%, it's almost exhausted from the start.

## Chapter 190 People

by Ernie Jensen

### Neil Kuns



Neil is the newest member of Chapter 190 and we welcome him to our club. He is well known to many of our members as he has been a long time member of Chapter 75 and Chapter 133. He has presented two programs to our club, one on the ENEM Master Clock and the other on Lawson Clocks.

Neil lives in Camarillo with his wife Elaine. He was born in Iowa and resided for 14 years in Indiana. They have three children: sons Tim and Dan who live in Camarillo and daughter, Julie, who lives in Irvine. He is retired after 55 years in the ministry with the Christian Church. He was pastor of the Camarillo Christian Church when their new campus was constructed. He received his Bachelors degree from Minnesota Bible College and his Masters and Doctorate from Pacific Christian College.

He is a very serious collector of clocks and has a very large collection of Lawson Clocks. Neil has many other interests as well. He has traveled the world, and is into gardening, photography, collecting beer coasters, cobalt blue glass, wood working & carving, and sculpture.

Here is his story of how he became interested in clocks. "I became interested in clocks after receiving a Welch oak kitchen clock which had been my grandmother's. My brother had disassembled and discarded it. With help from a friend in Camarillo, I re-assembled it and began buying other clocks at farm auctions in Wisconsin and Iowa while on vacation. I became interested in electric clocks after buying an electrically wound, spring-driven Seth Thomas clock in

Minnesota. That interest grew and I joined the NAWCC and Western Electrics, chapter 133, in 1994.

A Los Angeles clockmaker taught me, and a surgeon friend, basic clock repair at his Westchester shop. He also encouraged me to become a part of Chapter 75. When we returned to Camarillo, in 2003, I packed and brought back over 350 clocks from miniatures to tall-case, including weight driven, spring driven, electro-mechanical and plug-in electric varieties. I had become interested in the California-made Lawson Electric Clocks and have studied and collected them for over fifteen years, presenting programs on them for GLAR and local chapters. My most interesting clock is probably the ENEM Dutch Master clock I found in an Iowa antique shop. It is an electro magnetic clock made about 1920, and may be the only one existing in the United States. Very few of them seem to exist in The Netherlands."

NAWCC achievements and participations are: "I served several years as secretary of Chapter 75, seven years as vice-president and three years as president of Chapter 133. I am elected to return to that position in 2013. I have been the program chair for GLAR for six years and served in that capacity for the National last year in Pasadena. I presented programs on the Lawson clock and the ENEM clock at those gatherings. I have written two articles for the Bulletin, due to be published in future issues." ■

## FACES SEEN AT OCTOBER'S MEETING








**Courthouse Tower**



**Clock Gallery Murals**



**The Clock Gallery Tour**



**The Clock**



**Our Fearless Leader**



**The Law Library**



## EDUCATIONAL OPPORTUNITIES

The next Meeting & Mart for Chapter 190  
is November 18, 2012  
Sellers may start setting up at 11:30  
The Mart is open from 12:00 til 1:15  
The Meeting starts at 1:15

### PROGRAM

#### **"How To Make Clock Weights"**

*Presented by Ray Marsolek*

### SHOW & TELL

**Your Choice**

#### ***This Month's Mini-Workshop***

At 10:30AM,

#### **"Your clock problems"**

This will be an open forum, to discuss any nagging clock problems you may have. Moderated by George Antinarelli, & Paul Skeels

A **Watch Repair workshop and clinic** is also provided at each monthly meeting beginning at 11:30 a.m.

This will be led by Jorge Montoya with input from Ferdinand Geitner. Everyone is welcome to bring repair questions or participate in the discussion.

#### ***THE WORKSHOPS ARE ALWAYS FREE!***

*If there is a topic that you would like to learn about, just mention it at the workshop. We are always looking for good topics for the workshops.*



Dan Weiss, our member from Philadelphia, is creating a calendar for Chapter 190. He is going to use photos of our member's clocks. He has some photos, but he still needs 6 or 7 more to complete the calendar. Contact Dan for instructions: [dweiss17@verizon.net](mailto:dweiss17@verizon.net)

### The following workshops will be scheduled for 2012 and 2013:

We presently have openings for 2 more students.  
FSW 301 Beginning Pocket Watch Repair Workshop - December 7-10, Instructor Ferdinand Geitner, contact coordinator Giorgio Perissinotto 805 637 9810 email [Giorgio@spanport.ucsb.edu](mailto:Giorgio@spanport.ucsb.edu)

FSW 302 Beginning Wrist Watch Repair Workshop - January 11-14, 2013, Instructor Ferdinand Geitner, contact coordinator Zaki Salahuddin 805 654-8552 email [phoenix@cimm.net](mailto:phoenix@cimm.net)

We presently have openings for 2 more students  
FSW 103 Introduction to Chiming Clocks Workshop - January 25-28 2013, Instructor Lex Rooker, contact coordinator Frank Huttlinger 714 267 3930 email [huttlinger@cox.net](mailto:huttlinger@cox.net)

*Suggestions for chapter 190 workshops, demonstrations, or programs are always welcome. Contact any board member with your ideas.*

#### **Mart Note:**

Ernie Jenson and George Antinarelli will bring a new batch of items from Jim Ingersoll's workshop, and Dave Coatsworth will be adding additional watch and clock material from two recently acquired estate lots to his mart tables.

## **Dudley House Holiday Boutique 2012**

### **Crafts and Collectibles**

For three weekends, 20+ talented crafters fill this 1892 farmhouse with handcrafted gifts, vintage clothes, decor, collectibles, and lots more.

**November 23, 24, 25 & 30  
December 1, 2, 7, 8, & 9**

Open 10 AM to 4 PM  
Admission is FREE  
Historic Dudley House  
Corner of Ashwood and Loma Vista  
Ventura Ca.

Flea Market on Grounds on Sundays

We accept Visa, Master Card, and personal checks.

# CLASSIFIED PAGE

This page is dedicated to advertising for Chapter 190 members. It is, of course, free to members.

## SERVICES OFFERED

### **The Montecito Clock Gallery**

Restoration, repair, sales of clocks and watches.  
**Ferdinand Geitner**, mbhi, owner and operator  
Now located at 1187 Coast Village road, unit 10a  
Montecito (one block from old site)  
(805) 565-9097

### **The Clock Gallery**

**George Gaglini**

*Serving Ventura County and More...*

*Expert Repair - Service - Restoration*

*Grandfather - Wall - Mantel - Marine - Atmos*

*House Calls - Packing & Moving*

**805-647-0699 or 805-497-8381**

***theclockgallery@roadrunner.com***

### **The Tic Toc Shop**

**Clock  
Repairs,  
Restorations  
& Appraisals.**

**Ken McWilliams  
(818) 718-8300**

**Jorge Montoya**

### **Complete Watch Service Center**

Repair & Restore all American & Swiss watches.  
12 years as a Rolex technician. We maintain a  
complete shop with all the latest equipment.  
(562) 531-0545 • (562) 688-6171  
E-mail: jorgemont2001@netzero.net

### **PACIFIC COAST CLOCKS**

**In business since 1977.**

Sales and Restoration of both new and antique  
clocks. Repair of all types of mechanical clocks.

*Loren Miller* proprietor.

4255 E. Main St., No. 15, Ventura, Ca. 93003

(Located in Firehouse Plaza at Main St. and Telephone Rd)

Monday through Saturday 10:00 to 6:00 pm.

**Tel. 805-650-8800**

## FOR SALE

### **WATCH REPAIR TOOLS & MORE!**

I will have a huge selection of watch repair  
tools and other items from my latest estate  
buy at the Chapter 190 meeting.

**Dave Coatsworth**

**dave@daveswatchparts.com**



### **MicroSet Timers for Clocks and Watches**

Precision electronic timing tools for clock and  
watch repair with many unique features. Prices  
start at \$250. Full information is on the website:

**[www.WatchTimer.com](http://www.WatchTimer.com)**

**Mumford Micro Systems**

**3933 Antone Road**

**Santa Barbara, CA 93110**

**(805) 687-5116**

## WANTED

**I just acquired a very nice wall clock case.**

**Unfortunately, that's all I have.**

**I need a movement, weights and pendulum.**

**The pendulum should be one meter and the  
movement should have a true seconds hand.**

Ralph Napolitano, e-mail: [RalphNapolitano@msn.com](mailto:RalphNapolitano@msn.com)

**Ph: 805 509-2530**

### **URGENTLY NEEDED, VISIBLE ESCAPEMENT MOVEMENT**

French type-platform escapement (no pendulum)

Winding hole spacing of 38.9 mm, (1.53")

Repairable, other details available on request.

Bob Reichel, [welchdoc@yahoo.com](mailto:welchdoc@yahoo.com) **Ph: 1-206-364-7374**

### **- Chronometer -**

Hamilton 21 Marine Chronometer in running condition, with  
inner box and gimbals; outer box not essential.

Please contact: **Giorgio Perissinotto**

E-mail: **[giorgio@spanport.ucsb.edu](mailto:giorgio@spanport.ucsb.edu)**

**Antique French** 2 or 3 dial calendar clocks.

**Antique English** 2 or 3 gear-train skeleton clock.

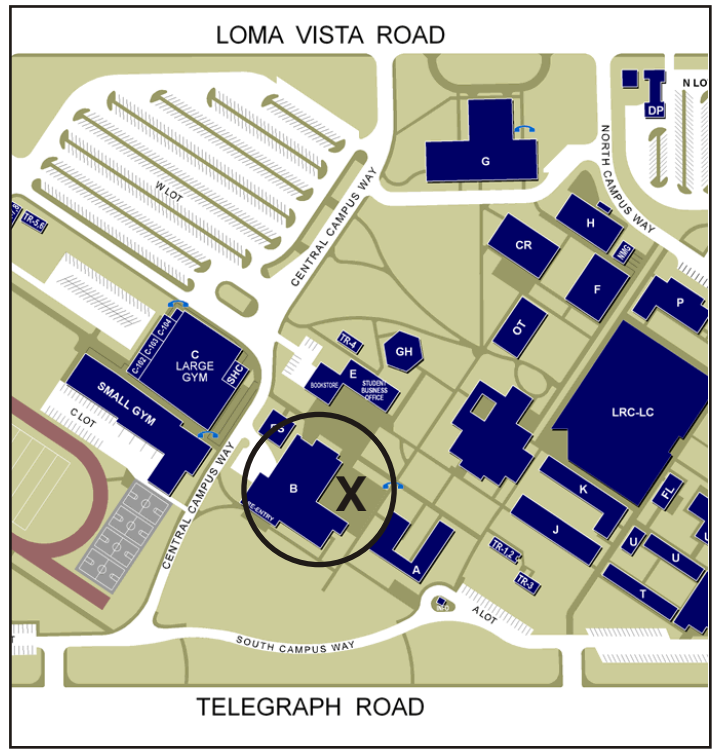
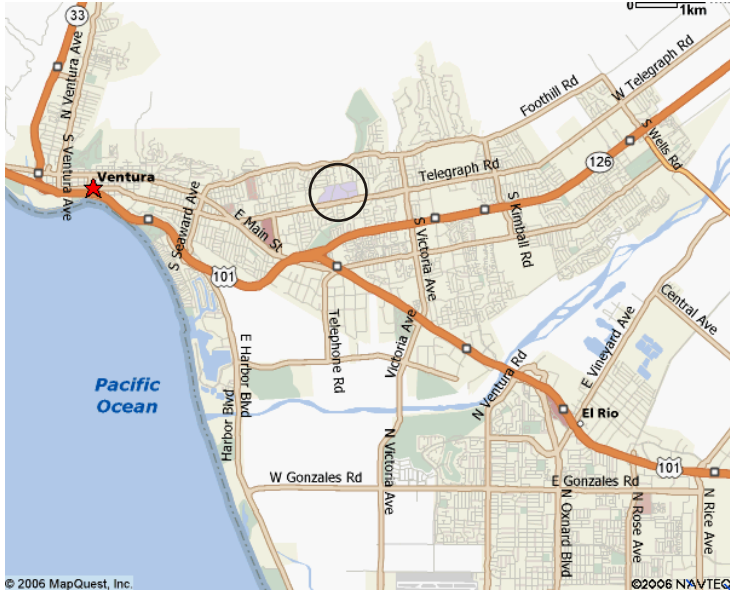
Loren Miller, **Pacific Coast Clocks**

4255 E. Main St., No. 15, Ventura, Ca.

Located in Firehouse Plaza (Main St. & Telephone Rd.)

**Tel. 805-650-8800**

The Chapter 190 meetings are held the third Sunday of each month. (No meeting in December)  
 We will meet in the cafeteria on the Ventura College campus. The cafeteria is located in building "B", east of the gym and athletic field.



**November 2012 Issue**

**THIS WILL BE THE LAST MEETING & NEWSLETTER IN 2012**

**NEXT MEETING  
 NOV 18**



**Chrono Times**  
 If Undeliverable return To:  
 17738 Superior St. Unit 21  
 Northridge, CA 91325