



## ADVENTURES IN CUCKOO LAND

by Paul Skeels

One day last year, filled with a sense that I was really coming along with my clock skills, I told a friend that I would be happy to fix his cuckoo clock, which, he stated, "doesn't work." This became a real educational undertaking. It was a German GK three-train quail clock, with "November, 1923" stamped inside one of the doors. The two cuckoo bellows were torn (the quail bellows was OK), all three trains were badly in need of rebushing, and the rods connecting the whistles, birds and gong hammers were all bent out of shape. The clock was extremely dirty and its lubricant had dried out long ago.

As most of you know with this type of clock the quail is supposed to come out and chirp once on the quarter hour, twice on the half hour, three times at quarter 'til, and four times on the hour, whereupon it activates the cuckoo train so the cuckoo can do its thing.

After a general cleaning I made two new bellows for the cuckoo whistles. The time train ran fairly well, but the quail and cuckoo trains raced through their paces at mach speed and usually did not stop at all. An old book, *The Modern Clock*, had a section on quail clocks which was helpful in explaining the proper sequence of events and discussing the importance of snug bushings. So, immersion in an ultrasound cleaner followed by pivot polishing and a full rebushing of all three trains was my next project. Many more hours were spent figuring the proper angles and lengths of the operating rods, making a new return spring for a bird lever, and various other sub-projects.

After reassembly and countless hours of fiddling, the quail and the cuckoo trains still would not stop consistently when they were supposed to. The *Modern Clock* indicated one should make sure the fly or governor on each train is pretty snug on its arbor. This was not the case so I took care of that problem, and there appeared to be some temporary improvement. Then, with a mind of its own, the clock decided it just would not behave.

About that time I came across an identical movement in excellent condition which worked perfectly. After studying the operation of both movements for more



countless hours, I concluded the following: The project movement's quail and cuckoo sides had the same problem, which was the gear on the arbor that carries the locking cam was not meshing with its neighboring pinon at the right place, which resulted in the locking lever coming to rest where it was not as low as it could be on the cam. This prevented the locking lever from consistently stopping the locking pin on the gear; in other words they were often missing each other. After adjusting the meshing position of the affected gears and pinons, the clock performed perfectly. I delivered it back to the happy owner, who called me a day later to report one of the old chains broke. New chains were ordered and installed and as of a week after the second delivery it is still working just fine. What an education! ■

## Field Suitcase classes

The following FSW classes are sponsored by Chapter 190. The sponsoring of these classes requires that the Chapter rent a suitable teaching facility, provide liability insurance and support a Chapter 190 member coordinator to arrange and set up classes. Our first four classes have been well attended. Ferdinand Geitner and Ray Marsolek have agreed to teach the following FSW classes:

The **FSW 101** "Basic Time and Strike"-Instructor Ray Marsolek is scheduled for October 10-13. This is the beginning clock repair class with no prerequisites. If you are interested contact coordinator Alan Davis- 805 659 7148-Email [jesoda.1@netzero.net](mailto:jesoda.1@netzero.net)

The **FSW 301** "Basic Pocket Watch Repair"-Instructor Ferdinand Geitner. Scheduled for November 7-10. This is a pocket watch course for entry level students wanting to learn the fundamentals of watch repair. There is no pre-requisite for this course. If you are interested contact coordinator Laurie Conti. Phone: (805) 813-2216 Email: [Remember-the-clock@mac.com](mailto:Remember-the-clock@mac.com)

The **FSW 200** "Fundamental skills for clock repair & Lathe Preparation"-Instructor Ray Marsolek is scheduled for August or September. This is a must class for anyone doing, planning or interested in clock and watch repair. This class is the prerequisite for the FSW 201 Lathe Class. If you are interested contact coordinator Mike Schmidt (805)988- 1764 ■

## Officers and Board of Directors

### PRESIDENT

Mike Schmidt

(805) 988-1764 • EagleCreekClocks@msn.com

### VICE PRESIDENT & EDITOR

Ken McWilliams

(818) 718-8300 • internut@socal.rr.com

### SECRETARY & LEGAL ADVISOR

Paul Skeels

(805) 525-7325 • plskeelsatty@verizon.net

### TREASURER

Donna Gaglini

(805) 497-8381 • gfgaglini@adelphia.net

### DIRECTOR • Historian

Richard Henderson

(805) 649-4138 • pobjude@pacbell.net

### DIRECTOR • Meeting Mart

#### Audio/Visual

William Robinson

(805) 642-7329 • whrobi@roadrunner.com

### DIRECTOR • Membership

George Gaglini

(805) 497-8381 • gfgaglini@adelphia.net

### DIRECTOR • Education

Ferdinand Geitner

(805) 565-9097

### DIRECTOR • Hospitality

Dutch & Dorothy Friou

(805) 985-6438 • dmottar@yahoo.com

### DIRECTOR • Public Relations

#### Laurie Conti

(805) 813-2216 • Remember-the-clock@mac.com

### CHAIRMAN • Door Prizes

David Rubright

(805) 484-5580 • dgrubright@verizon.net

### CHAIRMAN • Annual Mart

Wayne Calaway • Erni Jenson

(805) 484-5580

(805) 482-6021

E-Mail For Newsletter:  
internut@socal.rr.com

Web Site:

www.nawcc-ch190.com

WEBMASTER

David Coatsworth

dave@biswebdesign.com

## PRESIDENTS MESSAGE

By Mike Schmidt

The Mart was a great event!!! This is the message received from all who attended. The ambiance of World War II airplanes, 65 tables of clocks, watches, and tools provided the 267 people who attended a different kind of Mart event. On behalf of all who attended, I want to thank the Mart Committee, Chapter 190 and Chapter 52 members and spouses and all who helped. A special thanks to Dick Burrer Museum Events Coordinator and the CAF Commemorative Air Force for helping make our event a success.



The workshop for Sunday June 15th at 10:30 AM will be "Clock & Watch Fusees". The discussion will be on how Fusees work, different types, and how to repair them. Bring your clocks, watches, knowledge and questions.

The program for Sunday June 15th will be a "Happy Fathers Day Special Lunch" We will have a review of the Annual Mart with a montage of photo's, Candid and others of the event. We will have a program of photos taken of all Chapter 190 activities over the past year.

**Battery wrist watches**-If you have battery watches that are no longer working, here is an opportunity to get them running again. The problem may be a simple fix. Most likely the mechanism has stopped working due to a minute speck of dirt or lubricant. Ken McWilliams will perform his Magic. Bring your wrist watches and Ken will bring his "CYLONIC TESTER" to bring your watch back to life. Your watch will require a good battery to keep on ticking. The price is right "Free".

**Newsletter**- With few exceptions members are receiving the newsletter by Email and are able to print it in beautiful color. The cost of postage continues to rise as does the cost of printing. Beginning in the month of July the newsletter will be sent by Email only. We will continue to mail the newsletter to the few who do not have email. If you do not receive the newsletter or download problem occurs contact Mike Schmidt 805 988 1764 or Ken McWilliams at 818 718 8300. The newsletter is also available on the Chapter 190 website.

The subject for Show & Tell will be "What you bought at the Annual Mart" and "Fusee clocks and Watches".

Bring something to sell or trade at the Mart

See you all at the meeting.

Mike



## Happy Birthday

Richard Banks, Darrell Jones, Harry Larson,  
Tom McKnett, Giorgio Perissinotto, Glen Webb

# Tales From the Bench

by Ferdinand Geitner

## “Pendulum Clock???”

I don't know how these curious items find me but it sure brightens up an old Restorers Life and gets those brain cells working.

This wall clock has a nice walnut case and almost looks normal until you notice the Disc Music Box Movement in the lower half of the case. I've come across some musical clocks where the striking mechanism releases the music box on the hour but they don't usually last the duration of the timepiece. The clock mechanism is a standard 8 day German Junghans time & strike, pendulum movement with a recoil anchor escapement and a modified crutch. The odd thing is, there was no connection with the music box and, more importantly, no room for a pendulum.



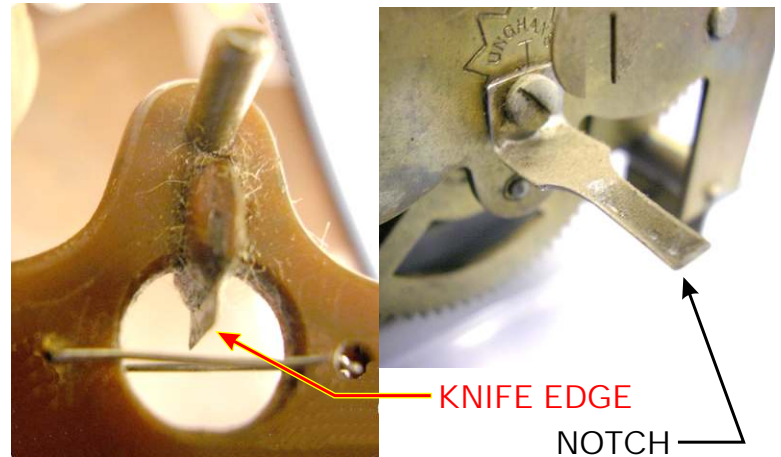

In a plastic bag were some metal and wooden pieces and other items which looked nothing like parts from any clock. It was only on closer examination that the purpose and function of the mystery pieces became apparent.

It was a wig wag pendulum which required very little space below the movement to operate and can be adjusted to keep the correct time. It operated on a knife edge in a special notch attached to the back of the movement (see pictures) with three adjustable arms, engaging into the modified crutch of the anchor, like a roller jewel into a pallet fork on a watch. Some extra, unavoidable, friction at that point.

It does not seem like an original manufactured design but certainly an ingenious solution to a space problem. I've come across modified Pendulums and Balances before.


I was once asked by a Customer to change the physical dimensions of a Pendulum without changing the gearing of the mechanism. (Too expensive) It was a french clock movement fitted into an arch at the top of an antique Armoire and had a standard, short french clock pendulum. He wanted to see the pendulum swinging in the glass door window below the clock. I needed to practically double the length of the pendulum rod for it to show

I took a small brass coated aluminum disc (From a modern quartz movement with very little weight) and attached it to a solid, thicker, steel rod. The overall weight was the same but the center of gravity was half way up on the pendulum rod. The disc barley added any weight. (Retaining the original effective, mathematical, pendulum length and center of oscillation.) This way I did not have to make any complicated calculations or changes to the gear train and the clock would still keep the correct time. ■



PENDULUM IN MOTION

*May 18th, 2008  
Chapter 190's  
First Mini Mart!*





# Chapter 75 of the NAWCC

Presents The

## 2007 Watch & Clock Mini-Mart

(The Mart is Open To Current Members Of The NAWCC & Their Guest)

★ OVER 70 TABLES ★  
★ TOOLS ★  
★ CONSIGNMENT TABLES ★  
★ CLOCKS ★  
★ WATCHES ★  
★ BOOKS ★



★ SOFT DRINKS ★  
★ SNACKS ★  
★ FREE PARKING ★  
★ FREE COFFEE ★  
★ HOT DOGS ★

SUNDAY, JULY 27, 2008

### "The Biggest Little Mart Around"

*Still a few tables available, but hurry, this is always a sellout*

**Mart Director: Toni Moss**

Phone: (818) 407-1474

E-mail: tdolls@aol.com

**ADMISSION: \$5.00**

**TABLES: \$10.00**

The next Meeting & Mart for Chapter 190 at Ventura College Will be June 15, 2008

Sellers may start setting up at 11:30

The Mart is open from 12:00 til 1:15

The Meeting starts at 1:15

#### PROGRAM

"Chapter Review in Photographs "

*We will look back at the meetings, marts and activities of our chapter's first year and a half.*

#### SHOW & TELL

*Fusee Clocks and Watches.*

*What you bought at the Mini Mart.*

## Welcome New Members

Darlene & Gus Chinery  
Mike Conti, Larry & Wilma Lopez



## Ventura Chapter 190 people

Each issue of our newsletter will feature members of our chapter with a short biography or some of their horological interests to help us get to know them better.

### *Laurie Conti*

By George Gaglini



The day after she graduated from a California Dental Assistant School, Laurie Conti began working in the field of dentistry. That was thirty-one years ago. Today, in Glendale, she manages two busy companies, one engaged in general dentistry, and the other in specialized products and laboratory services for the dental profession.

After inheriting two clocks from her grandparents, she found that neither of them worked. One was a cuckoo clock that fell off the wall and broke into "a million" pieces, the other was an American kitchen clock that just wouldn't tick. Owning a cuckoo clock that didn't cuckoo and a kitchen clock that didn't tick isn't much fun so Laurie searched for help on the internet and found the NAWCC web site. She joined the NAWCC then went clock shopping on eBay.

Laurie bought a clock on eBay from Kevin Kever, a local seller, and decided to pick it up to save shipping. Kevin asked her if she would like to join a clock repair club, she did, and he brought her to meet Ken McWilliams at the TimeKeepers Clock Repair Clinic in Granada Hills. She joined TimeKeepers immediately. The enthusiasm and talent she found there aided her with her broken clocks and appealed to her passion for detail and her interest in things mechanical including the cases in which they are housed.

The majority of the TimeKeepers members are members of Chapter 75 so naturally, Laurie joined 75 also. Then she heard of the new Ventura chapter and of course she joined it too.

Laurie believes in giving as well as receiving and is currently, Director of Membership in Chapter #75, and the new Director of Public Relations for Chapter #190. She was the Hospitality Chairperson for the 2008 Greater Los Angeles Regional (GLAR).

In the near future, Laurie will be conducting a one-day workshop for clock case restoration using dental techniques and products. She developed the process herself and conducted her first workshop for TimeKeepers.

Laurie and her husband Mike live in Simi Valley with three of their five children. ■

# CLASSIFIED PAGE

This page is dedicated to advertising for Chapter 190 members. It is, of course, free to members.

---

## SERVICES OFFERED

---

### ***The Montecito Clock Gallery***

Restoration, repair, sales of clocks and watches.

**Ferdinand Geitner**, mbhi, owner and operator

Now located at 1187 Coast Village road, unit 10a

Montecito (one block from old site)

**(805) 565-9097**

### ***The Clock Gallery***

Serving All of Ventura County

Precision Repair - Service - Restoration

Grandfather - Wall - Mantel - Marine Clocks

House Calls • Packing & Moving

**805-497-8381 or 805-647-0699**

e-mail: [theclockgallery@adelphia.net](mailto:theclockgallery@adelphia.net)

Jorge Montoya

### ***Complete Watch Service Center***

Repair & Restore all American & Swiss watches.

12 years as a Rolex technician. We maintain a

complete shop with all the latest equipment.

(562) 531-0545 • (562) 688-6171

E-mail: [jorgemont2001@netzero.net](mailto:jorgemont2001@netzero.net)

### ***Pacific Coast Clocks***

In business since 1977.

Sales and Restoration of both new and antique  
clocks. Repair of all types of mechanical clocks.

*Loren Miller* proprietor.

4255 E. Main St., No. 15, Ventura, Ca. 93003

(Located in Firehouse Plaza at Main St. and Telephone Rd)

Monday through Saturday 10:00 to 6:00 pm.

Tel. 805-650-8800

---

## FOR SALE

---

### ***Magnificent Herschede***

#### ***Five Tubular Bell Hall Clock.***

Eight feet tall with three inch full columns on a solid  
mahogany case. Gold-plated dial with hand painted  
moon phase indicator. Recently professionally  
serviced.

***Runs & Looks Perfect.*** \$5,000

Call George Gaglini **805-647-6463**

---

## WANTED

---

URGENTLY NEEDED,

VISIBLE ESCAPEMENT MOVEMENT

French type-platform escapement (no pendulum)

Winding hole spacing of 38.9 mm, (1.53")

Repairable, other details available on request.

Bob Reichel, [welchdoc@yahoo.com](mailto:welchdoc@yahoo.com) Ph: 1-206-364-7374

I'm looking for a five inch  
piecrust bezel for an Ansonia clock.

Contact:

Tom McKnett

805-444-6383

- *Chronometer* -

Hamilton 21 Marine Chronometer in running condition, with  
inner box and gimbals; outer box not essential.

Please contact: Giorgio Perissinotto

E-mail: [giorgio@spanport.ucsb.edu](mailto:giorgio@spanport.ucsb.edu)

(I'm teaching in Spain so there is no local California phone)

- *Watch Repair Tools* -

I'm just starting out and need just about everything.  
I would prefer to purchase an entire collection of old  
watchmaker's tools.

Please contact:

*David Clarkin* Tel: 805-988-4384

***Antique French*** 2 or 3 dial calendar clocks.  
***Antique English*** 2 or 3 gear-train skeleton clock.

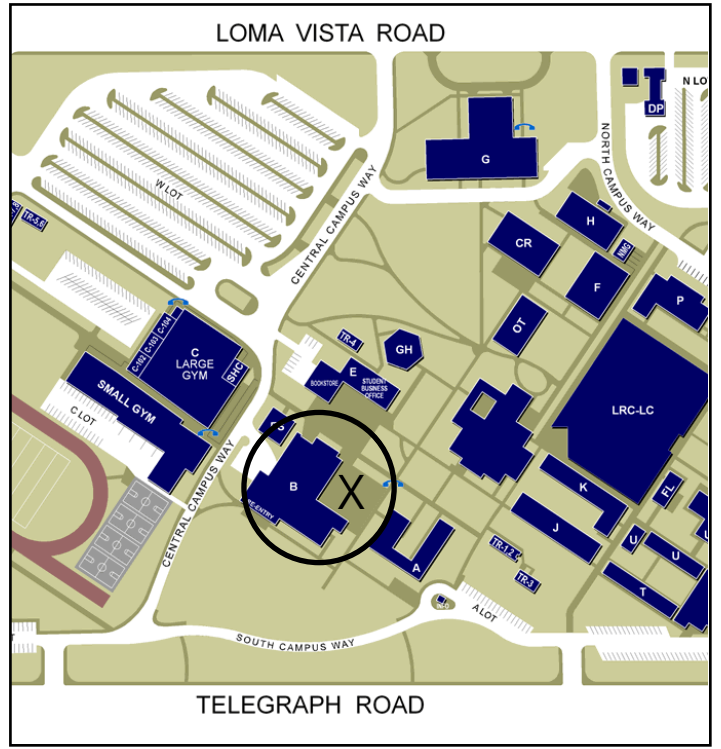
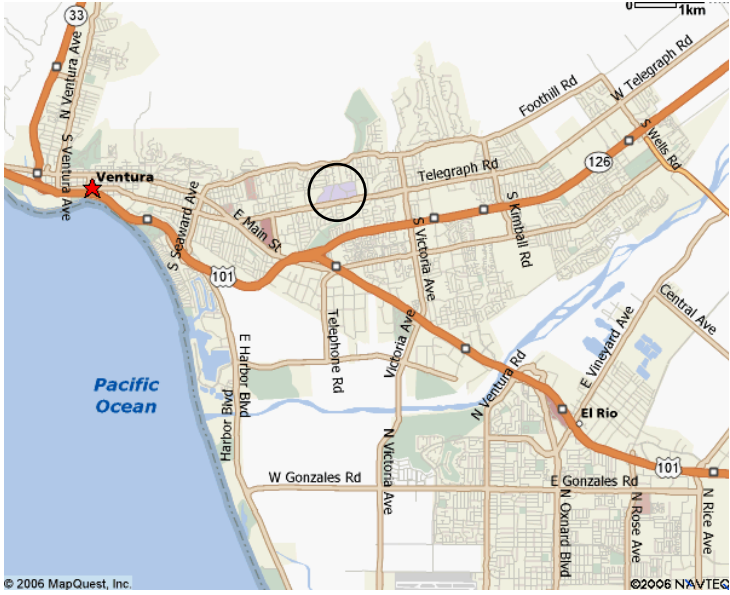
Loren Miller, **Pacific Coast Clocks**

4255 E. Main St., No. 15, Ventura, Ca.

Located in Firehouse Plaza (Main St. & Telephone Rd.)

**Tel. 805-650-8800**

The Chapter 190 meetings are held the third Sunday of each month. (No meeting in December)  
 We will meet in the cafeteria on the Ventura College campus. The cafeteria is located in building "B", east of the gym and athletic field.



*Hope to see you there!*

June 2008 Issue

**JUNE 15**  
**NEXT MEETING**

Chrono Times  
 If Undeliverable return To:  
 17738 Superior St. Unit 21  
 Northridge, CA 91325