



NEW TOOL MAKES AN OLD TOOL BETTER

by Ken McWilliams

Last fall, George Gaglini attended the basic and advanced Sherline lathe workshops offered by chapter 190. Jerry Kiefer was the instructor for the four day training session. Jerry strongly emphasizes applying what you learn to making tools that make your tasks easier and more precise.

George was paying attention and was particularly interested in a pin vise that Jerry made and his method of bushing a clock plate on the milling machine.

George does not have a mill and uses a Bergeon bushing machine, as many of us do. He kept remembering how precise and easy Jerry's method of bushing was, especially the final reaming for the pivot fit. So, George decided to try and adapt the same principals to his Bergeon bushing machine.

After several head scratching evenings, George came up with a design to accomplish the task. He made a prototype and continued to make improvements and refine the design.

Before we continue with Georges's tool, let's look at the conventional method of bushing a clock plate. When used properly, the Bergeon bushing tool does an excellent job of installing new bushings. The plate is firmly anchored and is at 90 degrees to the reamer. After making a precise hole, the new bushing is pressed into the hole. While Bergeon has a very large selection of bushings, it is very unlikely that you will find one that has the correct bore to match the pivot.

This is where the problem starts. Traditionally, we now unclamp the plate and open the bushing bore to accommodate the pivot using hand held tapered broaches. We try very hard to keep the broach perpendicular to the plate while opening the hole; then we do the same from the other side of the plate. Even with our best efforts, it will be off a little and the fact that we are using a tapered reamer means that we will also have an hourglass shaped hole.



Wouldn't it be nice if we could open the bore after the new bushing was installed with the Bergeon tool, and while everything is still clamped and perfectly aligned? Well, this is where George's new tool comes into play. It allows us to do just that.

George's tool utilizes two tools that most clockmakers already have, a Bergeon bushing tool and 8mm collets.

The Collet Adapter Tool (CAT™) consists of two parts, a collet holder and a draw bar. See photo below.



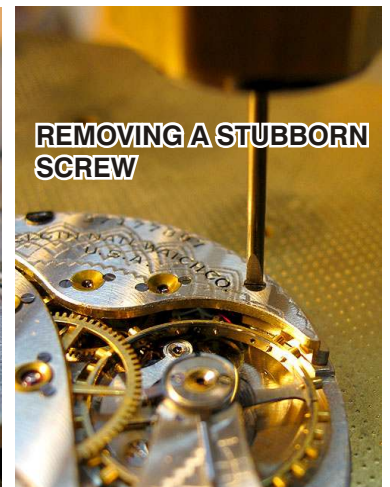
After installing the new bushing with the Bergeon bushing machine, simply remove the center shaft and replace it with the CAT drawbar. Choose a drill that is .03mm to .05mm larger than the pivot. Choose a collet to hold the drill and attach it to the drawbar. Everything is already aligned so a single pass with the drill and your bushing job is done. No further action is required



Like they say in the infomercials, "But wait... there's more!"

If this was the only use for the CAT it would still be a valuable tool, but it has many other applications. Tapping very small holes by hand can be a major challenge. Using an old clock plate for a base table and the CAT to hold the tap, keeps everything aligned and under control.

I had a watch with a stubborn screw. A slip with the screw driver and the movement is damaged beyond repair. So, I put a Bergeon replacement screwdriver blade in the CAT and out came the screw, easy as can be.



There are many other applications for this tool and I'm sure you will find more yourself. If you would like to obtain one or learn more about it, contact:

George Gaglini: 805 256-4286 or ggaglini@roadrunner.com

Officers and Board of Directors

PRESIDENT

Mike Schmidt

(805) 988-1764 • EagleCreekClocks@msn.com

VICE PRESIDENT & EDITOR

Ken McWilliams

(818) 718-8300 • internut@socal.rr.com

SECRETARY & LEGAL ADVISOR

Paul Skeels

(805) 525-7325 • plskeelsatty@verizon.net

TREASURER

Alan Davis

(805) 659-7148

DIRECTOR • Historian

Richard Henderson

(805) 649-4138 • pobjude@pacbell.net

DIRECTOR • Meeting Mart

Audio/Visual

William Robinson

(805) 642-7329 • whrobi@roadrunner.com

DIRECTOR • Membership

George Gaglini

(805) 497-8381 • gfgaglini@adelphia.net

DIRECTOR • Education

Ferdinand Geitner

(805) 565-9097

DIRECTOR • Hospitality

Dutch & Dorothy Friou

(805) 985-6438 • dmottar@yahoo.com

DIRECTOR • Public Relations

Laurie Conti

(805) 813-2216 • Remember-the-clock@me.com

CHAIRMAN • Door Prizes

David Rubright

(805) 484-5580 • dgrubright@verizon.net

CHAIRMAN • Annual Mart

Ernie Jenson

(805) 482-6021

E-Mail For Newsletter:
internut@socal.rr.com

Web Site:

www.nawcc-ch190.com

WEBMASTER

David Coatsworth

dave@biswebdesign.com

PRESIDENTS MESSAGE

By Mike Schmidt

One of the major goals of the Ventura County Chapter and the NAWCC is to encourage others to become watch and clock collectors. To achieve this goal, it is important that the chapter provides a benefit to the community. The way we achieve this goal is by preserving local historical time pieces, displaying timepieces in public places and, by speaking to interested community organizations. Chapter 190 has accomplished some of these goals in its first three years of existence.



It gives me great pleasure to inform you that the Board for the "Historic Dudley House" San Buenaventura Heritage, Inc has voted to be associated with the NAWCC and Chapter 190. Steve Cummings president of San Buenaventura Heritage has become a member of the NAWCC and Chapter 190. The Chapter 190 Board has unanimously voted to have a mutual association with Steve and the Historic Dudley House Museum. We have agreed to maintain in perpetuity the recently restored "John Barr" grandfather clock located at the museum, and we have also extended a hand of friendship to all the members of the museum. They are all invited to attend our meetings and events.

The "Dudley House" is located at 197 North Ashwood Ave. in Ventura. The living museum is open on the first Sunday of each month from 1-4 PM. There is usually a flea market and collectable fair on the same day between 9 AM and 4 PM. The 1892 Victorian farm house is fully restored with many items and history from the Dudley family. There are many interesting and fun activities and events throughout the year. For additional information, go to their website www.dudleyhouse.org, or call 805 388 2670. You will have great fun visiting and going back to a bygone era. I think the docents may even have a ghost story or two to interest you.

The Annual Mart committee led by Ernie Jenson is gearing up (pardon the pun) for our big event at the CAF WW II Air Museum on April 18th.

We moved the event to April 18th date for three reasons, first, our event was on the same May weekend as Orange County Chapter 169, second reason was that the May event coincided with the Chino Air Show and some of CAF Warbirds were off performing at that event and third, we look for great weather in April to enjoy our show and the Air Museum & Aircraft. A portion of the ticket price is used to support the restoration of these wonderful aircraft.

This will be a fun event for all NAWCC members and the invited public. This event with the CAF WW II Air Museum will be advertised in the local papers.

Mike



Happy Birthday

**Laurie Conti, Alan Davis, Robert Gary,
Richard Glenn, Jorge Montoya & Tom Musselman**

Tales From the Bench

by Ferdinand Geitner

A Feast for the eyes, that also tells you the time

With quality clocks and watches of any age, one can generally put them into three categories. Either there is an interesting and sometimes extremely complex mechanism with many different indications or complications, or the case the mechanism is fitted into is a work of art. On rare occasions, it is both.

In this case, the clock was a real work of art with a Lalique frame mounted onto an onyx base with embellishments in onyx, Lapis lazuli, malachite and diamonds set in platinum. which reflects the estimated value of \$25,000.

The precisely fitted gilded frame holding the movement, dial separate inside cover and rear door with quality hinges does not leave any room for error.


But, the piece de resistance is definitely the dial. Eye-catching decorations, scenes, diamond set numerals, and serpent shaped diamond set hands are almost too much to take in at one glance; a Garden setting with trees and deer inlaid on an engraved mother of pearl base.

The scene depicts a lady playing the lyre for a prince in Turkish style apparel; a relaxing display with astonishing reflections of light on the delicate colors.

In contrast to the rich and high quality enclosure the movement is almost a sobering experience. It has a basic rear set and key wound Swiss 8 day, 15 jewel pocket watch movement.




Front view



Rear view



Diamond studded hands



The inlaid dial




Rear side of movement



CHAPTER 190 PEOPLE

by Kris Clarkin

Ken Young



Ken Young, a relatively new member of Chapter 190, is a native Californian. He was born in Van Nuys and raised in Granada Hills, Sepulveda and Burbank in the San Fernando Valley. A self described “valley boy” long before there were “valley girls.” He is an alumnus of James Monroe High School in North Hills. He then attended San Fernando Valley State College in Northridge. It was his graduating class that helped to rename the school California State University Northridge with the great acronym CSUN. (I personally thank him for that.) He received his degree in Sociology from CSUN.

After graduation, Ken pursued a career in insurance underwriting. Through the years Ken has worked for different insurance companies, specializing in commercial property, casualty, workers compensation, and automobile insurance. He stayed in the field; with the exception of a three year position at an elevator company, while in between insurance positions.

Ken married and raised two daughters. He sadly lost his wife to diabetes last year, after she had battled the disease for years. Their youngest daughter Alicaia lives close to his home in Sunland and their eldest daughter Christine now lives in Texas. He presently shares his home with two cats and one senior Labrador retriever named Jack.

Ken’s father in law, Bill Read, collected clocks, coins and antiques of all sorts. He has been a member of the NAWCC for many years and is able to do minor clock repairs. Bill would give Ken various clocks throughout the years. At one time, with Bill’s help, the house was filled with all kinds of chiming clocks that were synchronized within a minute of each other. Some of Ken’s favorite clocks are the ones he received from

One is a glass skeleton mantel clock with a triple chime that strikes every fifteen minutes. Another is an older German chime clock, with a wonderfully carved wooden case.

Ken joined the NAWCC and Chapter 190 in August of 2009, after Bill’s introduction and because he wanted to learn how to repair clocks. To this end, he will not only attend the March FSW 101 on beginning clock repair, (an introduction to basic time and strike taught by Ray Marsolek, being held in Santa Paula) but he is also acting as class coordinator. He’s greatly looking forward to class and the opportunity to tour the Odd Fellows Clock Tower while there. In addition to furthering his education, and eventually working on his own collection, he adores Chapter 190. As he said; “The best thing about Chapter 190; the enthusiasm, love of the members, and they’re friendly and willing to help. It’s the epitome of any good organization. You couldn’t ask for a better group of people.”

Ken looks forward to the day when he’ll retire and have more time to devote to clocks, their repair and the sound of synchronous chimes resonating in his home once again. With everything working like, well, like clockwork.

Swinger Project needs Your help

By Robert Gary

I am doing research for an article I hope to submit to The Bulletin on Junghans swingers. My goal is to get an actual photograph of every model of swinger Junghans made; not line drawings or scans of old documents, but actual photographs. For this I need the help of every owner of a Junghans swinger out there, especially from the owners of the less known and rare styles. At this time, I am soliciting photos only of original Junghans swingers, not reproductions, please. Those will come later.

Please email photos of your swingers to:
robertsclockworks@verizon.net

The photos that are essential to my needs are:

1. An overall picture of your swinger. Please indicate the name of your model.
2. A picture of the whole swinger unit itself up close

Along with your photos, please indicate the height of your clock, since some models came in a large and a small version, and the name under which you would like credit for your photo in any article that is published. If you do not want your name published, just indicate “Anonymous”.

If you know of museums or collections that have swingers, please let me know. If you know other collectors with these, please ask permission to photograph their clocks and submit them to me.

EVERYMAN'S WRISTWATCH

(Part one: The square shaped watches)

by Henri Bonnet

The nineteen fifties and sixties were arguably the golden age of the mechanical wristwatch, not to mention radios, cameras and automobiles, among others. Since quartz timepieces haven't been invented yet, or at least didn't reach the horological mass market, what kind of wristwatch did the "average man" wear in those days? Which timepieces helped those tens of millions of people show up on time for work, in factories, shops and offices? Certainly, few could afford to wear a Patek Philippe or a Vacheron.

I do recall that Bulova and Timex were the dominant timepieces on men's wrists, along with Hamiltons and some Elgins. In those days, a good wristwatch could be purchased for \$19.95 and the vast majority of people bought a timepiece primarily for its utilitarian necessity. Besides American made wristwatches, many Swiss brands were available as well. As a group, the Swiss-made wristwatches were, by and large, more expensive, with price tags of forty five dollars and up. Among those, one had a choice of Gruen, Longines, Eterna, Mido, Wittnauer, Le Coultre, Movado, Girard Perregaux, Wakmann, Tissot, Universal, Omega, and others.

An Omega was often the gift of choice for important birthdays and anniversaries. Corporate retirees often received an engraved Omega from their employer, in recognition for long years of service. Japanese timepieces were represented as well, primarily by Seiko.

In addition, companies such as Hamilton and Bulova started offering battery powered wristwatches. Among those were the Hamilton Electric, with a balance wheel regulated electro-magnetic movement, and the Bulova Accutron, featuring their famous tuning fork regulated timepiece. Each manufacturer offered many choices of very attractive models. Most had automatic movements with a calendar as well.

Some of the Swiss manufacturers were also selling chronographs which were quite popular at the time with the sports-minded among us. Unlike today's offerings, wristwatches of the fifties and sixties were strongly influenced by the utilitarian modernist school, following in the footsteps of the Bauhaus movement, were "form follows function", and simplicity in design was the watchword of the day.

For some reason, square shaped wristwatches were considered very fashionable at the time, especially with the urban population. They soon became my favorites as well, the automatic ones in

particular. (See an advertisement of that period by the Lemania brand.) Virtually most Swiss wristwatches were fitted with nice leather straps, while American timepieces often came with expandable metal bracelets.

Below, see several examples of square shaped wristwatches from the fifties and sixties. In subsequent articles, I will show round models of that period, as well as battery powered wristwatches and chronographs.



Left, A Movado Kingmatic timepiece which was on the expensive side, but quite popular. • Right, A Hamilton with a hand wound, 17 jewels, beautifully finished movement.



Left, An early Gruen automatic, with a fancy gold case, of an Art Deco quality. • Right A Bulova automatic, with a 17 jewels movement, quite affordable at the time.



Left, An Omega with a 17 jewels hand wound movement, and a curved case for comfort. • Right, A Seiko automatic with a black dial which was unusual for dress watches of the period.

Ventura Chapter 190's Annual Antique Clock and Watch Mart

By Ernie Jensen



Make sure you have April 18 marked on your calendar. That is the date of Chapter 190's Annual Antique Clock and Watch Mart and much more.

This year we will be adding items other than just clocks and watches. We want to have something of interest for the entire family. In some families, only one person is a clock or watch person and this year we hope to have something of interest for everybody. We will be including antique collectibles such as jewelry, pottery, music boxes, maybe a few old radios or phonographs. The only requirement that we make to our sellers is that if they bring antiques, at least 60% of sellers items must be horology related.

The Mart will be at the Commemorative Air Force Air Museum again this year. We have moved the date up one month as more planes will be available for viewing. The middle of April also means great weather, not too warm and not too cool.

Each attendee will get a ticket with their registration for door prize drawings. We will have antique clocks and other goodies plus some lucky person will win a ride in one of the vintage WWII Airplanes.

To increase show attendance and maximize results for our table holders, the Board of directors has authorized the following changes to the Mart:

- 1. The show will be open to the public and we will spend \$800 on local advertising.**
- 2. Realizing that clocks and watches were traditionally sold in Jewelry stores, we are adding some tables of antique and collectable costume jewelry from local collectors.**
- 3. We will be offering attendees free appraisals, repair guidance and repair quotes.**

Plan on spending the day, including a little time in the museum. Check out the museum web site: www.warbirdalley.com

We will have a number volunteer security people who can help by watching your table if you want to take a stroll through the museum or take a ride in an airplane.

Bill Fox will be there with his "TOPDOG". The price is right and the dogs are mighty tasty.

There is also a good restaurant at the Camarillo Airport, the "Waypoint". They open at 8 AM and close at 4 PM on Sunday. They are located at the end of the visitor airplane parking area, a short distance from our hanger. Come early for a great breakfast!

We will provide carts and helpers to aid you in loading and unloading. See you there.

Welcome New Members

Thomas Ferkel-Castaic,
Jeffery Slobodian-Ojai,
and Steve Cummings
"The Dudley House Museum"



The next Meeting & Mart for Chapter 190 is March 21, 2010

Sellers may start setting up at 11:30

The Mart is open from 12:00 til 1:15

The Meeting starts at 1:15

PROGRAM

"Ithaca Calendar Clocks"

Presented by Ken McWilliams


Ithaca Calendar Clocks are one of the most sought after collector clocks. Learn about it's history and models.

SHOW & TELL

**"Bring an Ithaca clock or any clock
beginning with the letter C"**

Last year, Kornelia Takacs shared with us some of her compass collection. Well, she plans to join us again at our March meeting with more of her wonderful compasses.

She will also bring her, just released, book "*Compass Chronicles*"



EDUCATIONAL OPPORTUNITIES

Congratulations go to instructor Ray Marsolek and assistant Lex Rooker for completion of the third "FSW 101 Beginning Clock Repair Workshop". Students: Steven Schechter, Tom Lorr, Frank Huttlinger, Jim Rineholt, Bedros Ozuzun, Tom McKnett, Alan Martin, Marie Sidun and coordinator Ken Young.

A fourth FSW 101 will be presented in the fall. We will be offering other Field Suitcase workshop as interest demands. Please contact Mike Schmidt if interested in this workshop or any other workshops. EaglecreekClocks@msn.com

A FSW 102 is offered for August 13-16 (Time & Strike Barrel with Rack/Snail) coordinator Laurie Conti: 805 813 2216 email Remember_the_Clock@me.com

A FSW 103 is offered for the fall (Introduction to Chiming Clocks) coordinator Paul Skeels: 805 525 7325 email plskeelsatty@verizon.net

CLASSIFIED PAGE

This page is dedicated to advertising for Chapter 190 members. It is, of course, free to members.

SERVICES OFFERED

The Montecito Clock Gallery

Restoration, repair, sales of clocks and watches.
Ferdinand Geitner, mbhi, owner and operator
Now located at 1187 Coast Village road, unit 10a
Montecito (one block from old site)
(805) 565-9097

The Clock Gallery

Serving All of Ventura County
Precision Repair - Service - Restoration
Grandfather - Wall - Mantel - Marine Clocks
House Calls • Packing & Moving
805-497-8381 or 805-647-0699
e-mail: theclockgallery@roadrunner.com

The Tic Toc Shop

**Clock
Repairs,
Restorations
& Appraisals.**

**Ken McWilliams
(818) 718-8300**

Jorge Montoya

Complete Watch Service Center

Repair & Restore all American & Swiss watches.
12 years as a Rolex technician. We maintain a
complete shop with all the latest equipment.
(562) 531-0545 • (562) 688-6171
E-mail: jorgemont2001@netzero.net

PACIFIC COAST CLOCKS

In business since 1977.

Sales and Restoration of both new and antique
clocks. Repair of all types of mechanical clocks.

Loren Miller proprietor.

4255 E. Main St., No. 15, Ventura, Ca. 93003

(Located in Firehouse Plaza at Main St. and Telephone Rd)

Monday through Saturday 10:00 to 6:00 pm.

Tel. 805-650-8800

FOR SALE

WATCH REPAIR TOOLS & MORE!

I will have a huge selection of watch repair
tools and other items from my latest estate
buy at the Chapter 190 meeting.

Dave Coatsworth

dave@daveswatchparts.com

WANTED

URGENTLY NEEDED, VISIBLE ESCAPEMENT MOVEMENT

French type-platform escapement (no pendulum)
Winding hole spacing of 38.9 mm, (1.53")
Repairable, other details available on request.
Bob Reichel, welchdoc@yahoo.com **Ph: 1-206-364-7374**

- SALEM CLOCK PART -

Need a warning wheel for a 3" diameter Salem ship's
strike movement. I might be willing to buy an entire
working movement or something in between.

Please contact:

Virginia Norwood **Tel: 310 455-3028**

Antique French 2 or 3 dial calendar clocks.
Antique English 2 or 3 gear-train skeleton clock.

Loren Miller, **Pacific Coast Clocks**
4255 E. Main St., No. 15, Ventura, Ca.
Located in Firehouse Plaza (Main St. & Telephone Rd.)
Tel. 805-650-8800

- Chronometer -

Hamilton 21 Marine Chronometer in running condition, with
inner box and gimbals; outer box not essential.

Please contact: **Giorgio Perissinotto**
E-mail: giorgio@spanport.ucsb.edu

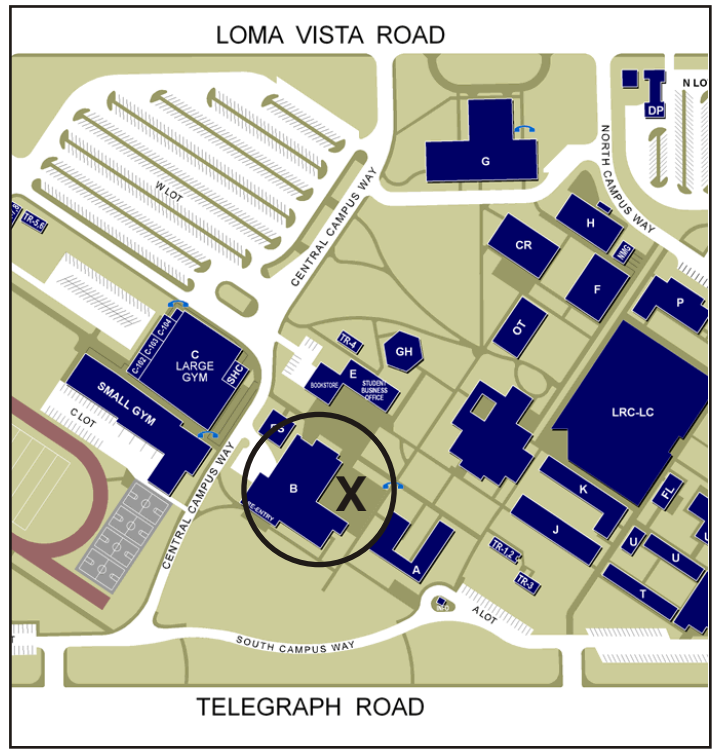
- Watch Repair Tools -

I'm just starting out and need just about everything.
I would prefer to purchase an entire collection of old
watchmaker's tools.

Please contact:

David Clarkin **Tel: 805-988-4384**

The Chapter 190 meetings are held the third Sunday of each month. (No meeting in December)
 We will meet in the cafeteria on the Ventura College campus. The cafeteria is located in building "B", east of the gym and athletic field.



Hope to see you there!

March 2010 Issue



MAR 21

NEXT MEETING

If Undeliverable return To:
 17738 Superior St. Unit 21
 Northridge, CA 91325

Chrono Times