



## The Diamond Palace

by Dave Coatsworth

I recently purchased an Illinois Watch Company private label watch with the name 'A. Andrews' on the dial and 'The Diamond Palace, San Francisco, Cal.' on the movement. The movement is an 18-size, 11 jewel, model 2 (hunting case), grade 101 movement manufactured in September of 1880. In researching The Diamond Palace, I discovered the colorful life of Abram Andrews, better known as Colonel Andrews, and the splendor of his unique establishment.

Andrews was born in London on April 7, 1826 and came to America with his mother in 1838. In 1846, he enlisted in the United States Army and fought in the Mexican War. After the war, he was discharged from the Army with \$250 cash and a 160 acre land grant. He used these proceeds to establish a jewelry business in St. Louis, amassing \$13,000 in a fairly short time. He caught gold fever in 1849 and headed to California. There, he established another jewelry business in Sacramento. Unfortunately, disaster struck in the form of a fire, which destroyed the city and his business in 1852.

In debt, he settled next in San Francisco and established another jewelry business. Within two years, he had paid off \$60,000 in debts and was worth approximately \$180,000. He sold out his interest in the business and went to New York for a time. Returning to California, he invested his fortune in the Esmeralda Mine and promptly lost most of it. The next several years found him traveling extensively in Europe, Asia, and South America, and engaging in various business



ventures from selling diamonds to managing stage productions. This time also includes a brief stint as a major in the Civil War, as well as an official recognition of bravery by the U.S. Senate for his role in attempting to save the lives of many during the "Church of the Company" fire in Santiago, Chile, in 1863. By the late 1860's, he was once again in New York City, where he lost the majority of his wealth in 1869's "Black Friday" market collapse.

In 1872, Andrews returned to San Francisco and re-established his jewelry business under the Cosmopolitan Hotel. He was again successful and soon began to look for a larger establishment. This larger establishment was to become The Diamond Palace, located at 221 Montgomery Street.

Billed as "the most beautiful jewelry store in the world", the Diamond Palace featured floors of marble, French mirrors on the walls and ebony and gilt columns. The arched ceiling featured frescos of spiritual and mythological scenes, encrusted with actual diamonds and other gemstones. Showcases, which were constantly refilled with new stock as items were sold, ran the length



of the store. A hundred gas lights, and later hundreds of electric lights, illuminated the store.

In 1906, disaster struck once again in the form of the great San Francisco earthquake and subsequent fire. Not slowing down, even though now in his 80's, Andrews re-established the business at 50 Kearney Street, matching the splendor of the previous location.

Later, ownership of The Diamond Palace would pass to Joseph Goldstein (the store manager under Colonel Andrews) and his sons, who would build an even fancier store at Fifth and Market. The last surviving son, Edward, closed The Diamond Palace in 1990. ■

## Officers and Board of Directors

### PRESIDENT

George Gaglini

(805) 647-6463 • ggaglini@roadrunner.com

### 1st VICE PRESIDENT & EDITOR

Ken McWilliams

(818) 718-8300 • internut@socal.rr.com

### 2nd VICE PRESIDENT

Mostyn Gale

(805) 962-9083 • saving\_time@verizon.net

### SECRETARY

Virginia Norwood

(310) 455-3028 • vtnorwood@yahoo.com

### TREASURER

Mike Schmidt

(805) 988-1764 • EagleCreekClocks@msn.com

### DIRECTOR • Annual Mart

OPEN

### DIRECTOR • Membership

Ernie Jenson

(805) 482-6021 • erniejenson@roadrunner.com

### DIRECTOR • Education

Ferdinand Geitner

(805) 565-9097

### DIRECTOR • Public Education

Lex Rooker

(562) 869-1895 • lex.rooker@usinter.net

### DIRECTOR • Hospitality/lunch

Tom Ferkel

(661) 775-1652 • tferkel@gmail.com

### DIRECTOR • Public Relations

Bob McClelland

(818) 225-8212 • rjmccl@pacbell.net

### DIRECTOR • Programs

Giorgio Perissinotto/co-Robert Gary

(805) 637-9810 • giorgio@spanport.ucsb.edu

### CHAIRMAN • Door Prizes

Tom Beard

(805) 659-4036 • tbeard@pacbell.net

### CHAIRMAN • Audio/Visual

William Robinson

(805) 642-7329 • whrobi@roadrunner.com

### LEGAL ADVISOR

Paul Skeels

(805) 525-7325 • plskeelsatty@verizon.net

### CHAIRMAN • Awards

Alan Davis

(805) 659-7148

### Web Site:

www.nawcc-ch190.com

### WEBMASTER


David Coatsworth

dave@biswebdesign.com

## PRESIDENTS MESSAGE

By George Gaglini

One day I asked Ken McWilliams to accompany me on a house call to work on a Herschede nine tube floor clock. I removed the hands and dial and stood back while Ken made an analysis of the exquisite mechanism. What sticks in my memory is the delicate, careful way he tested each function of the chime and strike sides of the clock. On another day, in a Chapter 190 meeting, I watched Jim Chamberlain as he held a Vienna Regulator movement in one hand and pointed out with the other how the springs and levers work on these complex, beautifully crafted clocks. In both cases I noticed how gracefully and carefully these experts proceeded as they moved their fingers over the clock parts, almost with a sense of reverence.



One look at Mike Schmidt's home collection and you can imagine the long hours he spent hand rubbing those wood clock finishes to a deep, lustrous glow. And, when you see the Blodget clock Ernie Jenson and George Antinorelli made ready for exhibit at the next GLAR, you realize the thought and advanced skills required to restore a fine railroad clock.

In the observations above, one central reality is quite evident; these experts (like so many others at Chapter 190) truly care about and appreciate clocks. And, like all enthusiasts, they love to share their knowledge and spread the word.

This July, Chapter 190 did just that, we spread the word by presenting in Ventura a two-day introduction to collecting and caring for antique clocks. Fast paced and economical, the class illustrated the basics of clock functioning and what it means to be a clock collector. Students actually disassembled a clock movement (including letting down the springs) and reassembled them not once, but multiple times. They completed the class with a basic understanding of clock functioning plus a sense of the kind of caring and appreciation we enthusiasts have, as noted in the examples above. Another two-day workshop was presented September 6 and 7, 2014, this time at the historic Courthouse in Santa Barbara with instructor Lex Rooker at the helm.

These workshops and our ever-expanding education program continue to contribute to the overall goals of Chapter 190 and the NAWCC....to advance and foster interest and enthusiasm in all things horological and to preserve antique clocks and watches for future generations.

Hope to see you at the meeting, Sept 21st.

*George Gaglini*



# Happy Birthday

## September

**Thomas Beard, Tom Ferkel, Paul Highfill,  
Chris Manzione, David Rubright, Chip Stevens, & Norma Zuber**

## October

**Larry Lopes, Marco Perez, Lynn McWilliams, & Richard Purnell**

# Tales From the Bench

by *Ferdinand Geitner*

## My clock doesn't chime continually after service ?

A really clean clock mechanism can create its own problems as "metallic clean" metal parts have higher friction that can manifest itself in areas one does not normally lubricate.


The first step, of course, is to make sure the bearings are clean, round, the correct size, and just as important, in the right place. Then, the pivots need to be polished and "parallel" (not tapered). After going through all the correct checks, and any necessary repairs, assembling and lubricating should eliminate "normal" problem sources and one can start to investigate why the movement occasionally refuses to chime.

A recent example was a very nicely designed German long case clock movement. A lot of attention had been given to detail. The striking levers are not mounted on short shafts, but reach through both plates providing precise alignment. The speed of chime and strike is governed by centrifugal governors. Expanding governors have been used for some time but these ones are different, they have additional weights but only one side expands with increased speed.




Although it was very well designed and manufactured, it malfunctioned after cleaning as the expanding side was rubbing in its groove and occasionally did not return completely to its neutral position. This made the governor a little unbalanced.


Striking mechanisms have the least energy on startup, that's why, if the train starts to pick up a hammer in the "warning" stage, it often cannot gather enough momentum to start chiming (or striking). The same applies to governors where there is very little torque on the pinion. So if the governor is unbalanced for whatever reason it prevents the train from starting to turn never mind picking up speed. Just a little lubrication in the correct spot on the wings (see picture) completely solved the problem.



Some governors have both sides expanding and if the spring that returns the wings to the center started to weaken, or are cracked, these too will be unbalanced. We're used to balancing our car engines and tires, now we have to balance our clocks too !



WEIGHTS



RETURN SPRING



DIAL SIDE OF MOVEMENT

Welcome New Member

Camille Schaezel  
from Ventura




# Show-n-Tell

This month we are going to have a **Super Show and Tell** in place of our normal program.

Bring in a clock, watch, book, or tool that you find interesting and share it with your fellow members. We already have many interesting items that members have agreed to share with us.

For example, Virginia Norwood is bringing the following:



*This is an early American "Bird Cage" clock built in the early to mid 1700s.*



*Spring driven "Gravity Escapement" movement, mounted to a board to show how it works.*

I'll be bringing a clock movement that doesn't have an escape wheel or pallets, and the pendulum swings to and fro instead of side to side. I'll also be bringing a very early American movement that has an unusual balance escapement that was intended for use on boats.

**You don't want to miss this meeting!**



*Our youngest door prize winner*



*This Seth Thomas calendar clock will be auctioned off at the September 21st meeting.*

*If you have been looking for an early calendar clock, this is your chance to own one.*



*Giorgio at last month's show and tell.*



Dan Weiss



Cover of the 2015 calendar

### My Fellow Chapter 190 Members:

I will celebrate my 49th year as a member of the NAWCC in October. December will see me celebrate my 99th year of life. And, I see no reason why I should not celebrate 100 years of life in the year 2015. The year 2015 will also make me a 50 year member of the National Association of Watch and Clock Collectors.

In 1964, I was sponsored for NAWCC membership by Fred Bretinger of Chapter 1. Fred (passed away) is now listed as a 50-year member of the NAWCC on the Virtual Plaques; a project started by me in the year 2010. At that time we had 187 members who reached this wonderful plateau. This year (2014) 17 additional names were added to the list, and we now have 214 – 50 year members reaching that great milestone, Their names and dates are listed on the Virtual Plaques. Hopefully, I will join that August group in October, next year. (Also, I may be the second eldest person in the NAWCC.)

From the East Coast in Philadelphia, I was fortunate to join Chapter 190 in the year 2010. Dave Coatsworth and I were friends through horology and our mutual love of the four footed animals...we call cats and dogs. Incidentally, my cat Frankie Weiss, my Avatar forever, will remain as the only non-human member of the NAWCC #167825. It is a long story I cannot go into at this time involving a former NAWCC Chapter.

Attending the 2012 NAWCC Convention held at Pasadena, CA I met a number of my fellow Chapter 190 members. One day, I get an email from fellow member Ernie Jensen..."Do not send in your Chapter dues for 2013, I paid it for you." We knew one another only as NAWCC members previously, how do you respond to that mark of kindness and respect?

As a member of Chapter 1, and since 2010, a member of Chapter 190, I helped to create some additions to the NAWCC Message Board: the Members News and Views. And the Virtual Plaques...both successful projects that helped make the Message Board that much better. And, missing from the Museum walls was a list of our founding members; that problem was rectified by me with a

donation of a Founders Plaque listing the names of the 52 Officers and Members, plus the founding date of the National Association of Watch and Clock Collectors, November 7, 1943.

While into my 49 years a Chapter 1 member, where I had many fellow friends, sadly, they are all gone. When I joined Chapter 190 in 2010, the following years since that eventful date have been my most rewarding in the sense of doing things that helped make our great organization a little better, including joining the 1943 NAWCC Heritage Society and creating the NAWCC Yearly Desk Calendars featuring watches and clocks from the NAWCC membership and watches and clocks in our Columbia, PA Museum. Monies from their sale have gone to help NAWCC funding.

190 members, thank you for your wonderful companionship...Dan Weiss #8331

## LUNCH

Those of you that have attended the last two meetings have undoubtedly noticed, and enjoyed, the gourmet lunches. This has been the work of Sylvia Griswold. We are an all volunteer organization and sometimes our membership really amazes me.

Thank you Sylvia, you have gone above and beyond the call of duty!





*It is my sad duty to report the passing of Marbys Jensen on August 25, Ernie's wife of 59 years.*

*Ernie and Marbys met in North Dakota, married in Indiana, and have made their home in Camarillo since 1967. Ernie worked as a project manager for 3M's magnetic media facility. While Ernie was working long hours she was their business manager and travel agent. Ernie would come home on a Friday night and they would go off on one of their many world-wide ventures. They had visited every continent before Marbys' MS made travel too difficult.*

### **This Month's Mini-Workshop At 11:00AM**

The workshop will be led by George Antinarelli. This is a round table discussion where everyone gets to join in and contribute. Bring the clock that is giving you problems. Don't let a clock baffle you, let our experts confuse you instead.



Dave Coatsworth has acquired two estate sales of watchmakers tools. One was a master watchmaker for Tiffany.

Lots of neat tools will be for sale at the Sept meeting.

## **EDUCATIONAL OPPORTUNITIES**

**The following workshops are scheduled for 2014:**

Chapter 190 continues to offer our popular "Introduction to Antique Clock Collecting & Repair & Maintenance" workshop. This 2 day workshop is open to members, friends and the public. The only prerequisite for this workshop is "Interest & Curiosity" in Mechanical Clocks. All tools, movements, and knowledge will be supplied.

The 2 day workshop offered for July 26th & 27th at the Historic Dudley House Museum was very successful with 10 students attending.

The 2 day workshop offered for September 6th & 7th at the Historic Santa Barbara County Courthouse was very successful with 10 students attending. A special treat for the students, and instructor Lex Rooker, was a personal tour of the Seth Thomas tower clock in the "BISNO-SCHALL CLOCK GALLERY" at the courthouse. This tour was provided by the workshop coordinator Rodney Baker. The workshop was full and we had several people on standby.

A second 2 Day workshop at the Santa Barbara Courthouse is scheduled for January 24th & 25th 2015. Contact coordinator Rodney Baker @ 805 456 9375, email [Rodney.baker@cox.net](mailto:Rodney.baker@cox.net)

A FSW 201 Fundamental Skills for Lathe and Clock Repair workshop is scheduled for September 26th-29th. The instructor for the 4 day workshop is Lex Rooker. The coordinator for this workshop is Tom Ferkel. For further information please contact Tom at email [tferkel@gmail.com](mailto:tferkel@gmail.com)

The FSW101 scheduled for October 4th,5th & 11th,12th is now sold out.

A FSW (Field Suitcase Workshop) "Advanced Pocket Watch is scheduled for January 23th - 26th in Ventura. The instructor will be Ferdinand Geitner. The coordinator is David Perez. 805 967-1947, email: [davidperez57@cox.net](mailto:davidperez57@cox.net)

For information on wanted, or future workshops contact Mike Schmidt, phone: 805 988-1764 or e-mail: [eaglecreekclocks@msn.com](mailto:eaglecreekclocks@msn.com)



The class of "Introduction to Antique Clock Collecting, Repair & Maintenance" workshop held Sept 6th & 7th in Santa Barbara.

# CLASSIFIED PAGE

This page is dedicated to advertising for Chapter 190 members. It is, of course, free to members.

## SERVICES OFFERED

### **The Montecito Clock Gallery**

Restoration, repair, sales of clocks and watches.  
**Ferdinand Geitner**, mbhi, owner and operator  
Now located at 1187 Coast Village road, unit 10a  
Montecito (one block from old site)  
(805) 565-9097

### **The Clock Gallery**

**George Gaglini**

*Serving Ventura County and More . . .*  
*Expert Repair - Service - Restoration*  
*Grandfather - Wall - Mantel - Marine - Atmos*  
*House Calls - Packing & Moving*  
**805-647-0699 or 805-497-8381**  
***theclockgallery@roadrunner.com***

### *The Tic Toc Shop*

**Clock  
Repairs,  
Restorations  
& Appraisals.**

**Ken McWilliams**  
**(818) 718-8300**

**Jorge Montoya**

### **Complete Watch Service Center**

Repair & Restore all American & Swiss watches.  
12 years as a Rolex technician. We maintain a  
complete shop with all the latest equipment.  
**(562) 531-0545 • (562) 688-6171**  
E-mail: [jorgemont2001@netzero.net](mailto:jorgemont2001@netzero.net)

### **PACIFIC COAST CLOCKS**

**In business since 1977.**

Sales and Restoration of both new and antique  
clocks. Repair of all types of mechanical clocks.

*Loren Miller* proprietor.

4255 E. Main St., No. 15, Ventura, Ca. 93003

(Located in Firehouse Plaza at Main St. and Telephone Rd)

Monday through Saturday 10:00 to 6:00 pm.

**Tel. 805-650-8800**

## FOR SALE

### **WATCH REPAIR TOOLS & MORE!**

I will have a huge selection of watch repair  
tools and other items from my latest estate  
buy at the Chapter 190 meeting.

**Dave Coatsworth**  
**dave@daveswatchparts.com**



### **MicroSet Timers for Clocks and Watches**

Precision electronic timing tools for clock and  
watch repair with many unique features. Prices  
start at \$250. Full information is on the website:

**[www.WatchTimer.com](http://www.WatchTimer.com)**

**Mumford Micro Systems**  
3933 Antone Road  
Santa Barbara, CA 93110  
**(805) 687-5116**

## WANTED

### **URGENTLY NEEDED, VISIBLE ESCAPEMENT MOVEMENT**

French type-platform escapement (no pendulum)

Winding hole spacing of 38.9 mm, (1.53")

Repairable, other details available on request.

Bob Reichel, [welchdoc@yahoo.com](mailto:welchdoc@yahoo.com) **Ph: 1-206-364-7374**

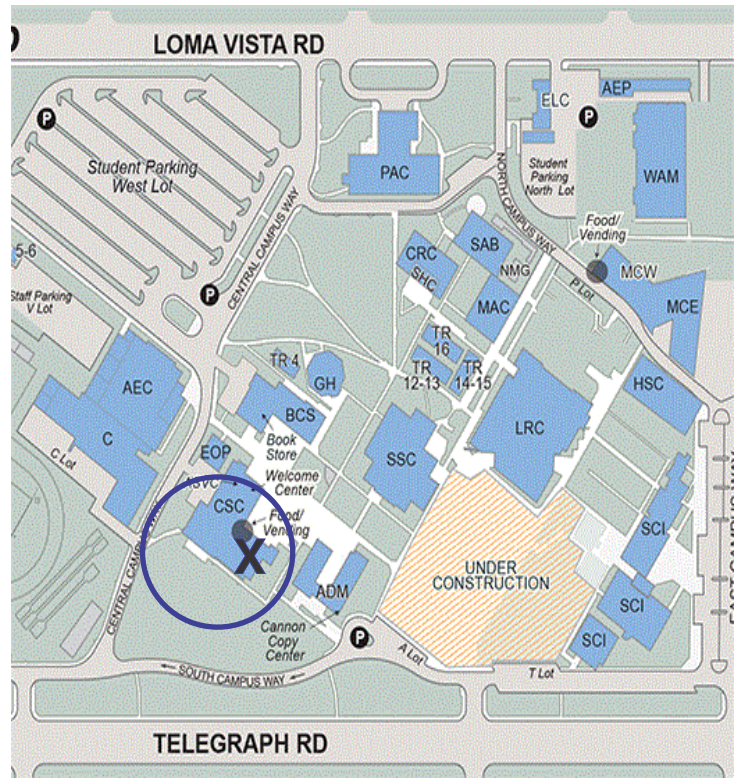
*Antique French* 2 or 3 dial calendar clocks.  
*Antique English* 2 or 3 gear-train skeleton clock.  
Loren Miller, **Pacific Coast Clocks**  
4255 E. Main St., No. 15, Ventura, Ca.  
Located in Firehouse Plaza (Main St. & Telephone Rd.)  
**Tel. 805-650-8800**

### **- Chronometer -**

Hamilton 21 Marine Chronometer in running condition, with  
inner box and gimbals; outer box not essential.

Please contact: Giorgio Perissinotto  
E-mail: [giorgio@spanport.ucsb.edu](mailto:giorgio@spanport.ucsb.edu)

The Chapter 190 meetings are held the third Sunday of each month. (No meeting in December)  
 We will meet in the Campus Student Center (CSC) on the Ventura College campus. The CSC is located in building "B", east of the gym and



September - October, 2014 Issue

**NEXT MEETINGS**  
**SEPT 21**  
**OCTOBER 19**



**Chrono Times**  
 If Undeliverable return To:  
 17738 Superior St. Unit 21  
 Northridge, CA 91325